



full version - color



UNIVERSITY OF
LEICESTER



Political Studies
Association



UCL
Université
catholique
de Louvain



SciencesPo.

CEVIPOF
CNRS

MANCHESTER
1824

The University of Manchester



ULB

UNIVERSITÉ
LIBRE
DE BRUXELLES



Vrije
Universiteit
Brussel

Pathways Project Workshop

15 February 2016

The Dutch case

Dr. Marc van de Wardt
(University of Amsterdam)



DFG Deutsche
Forschungsgemeinschaft

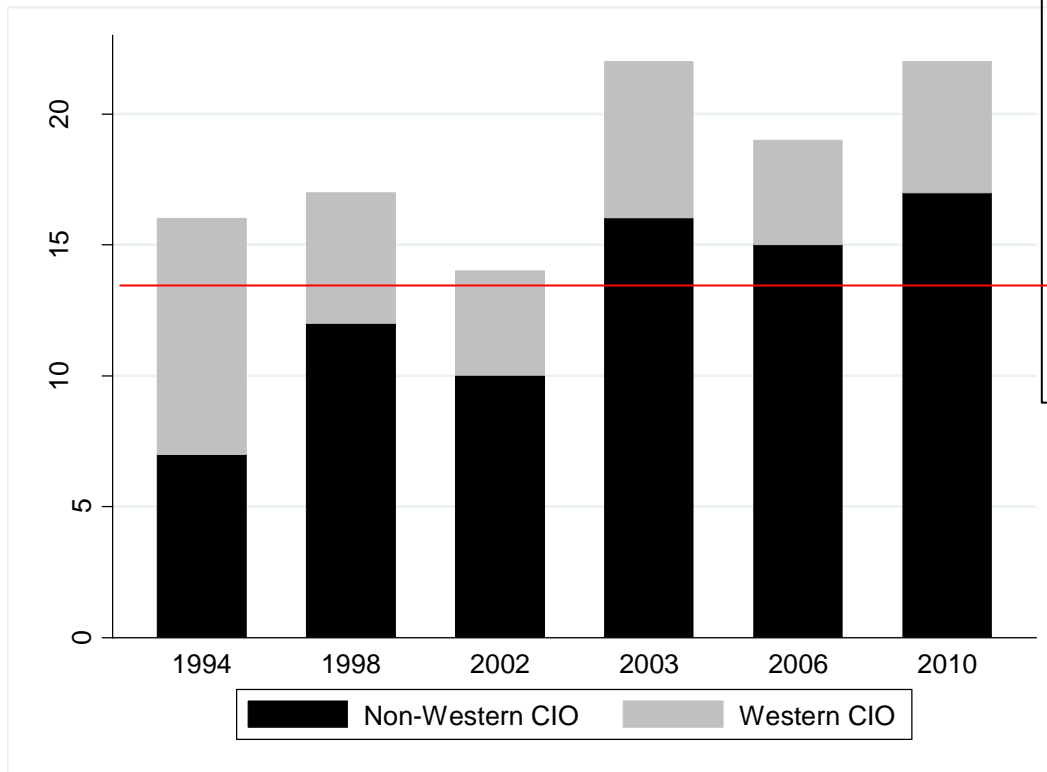


NWO
Netherlands Organisation for Scientific Research



full version - color

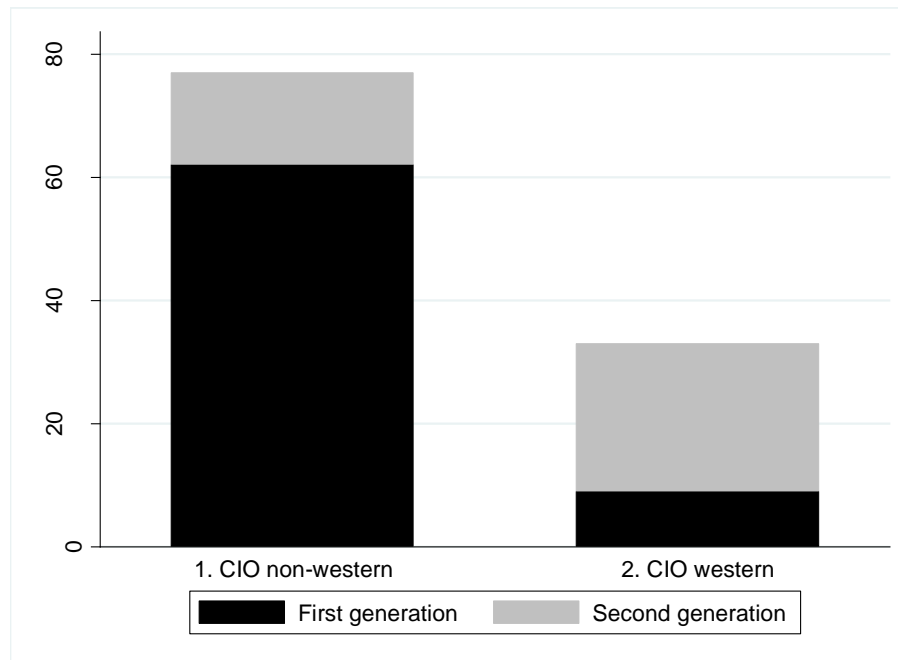
Western versus non-Western CIOs



In 2000 non-Western CIOs should hold **13.4 seats** (8.9%) in order to be proportionally represented in parliament (Source: Dutch Bureau of Statistics)



Western and non-Western CIOs by first and second generation





Full version - color

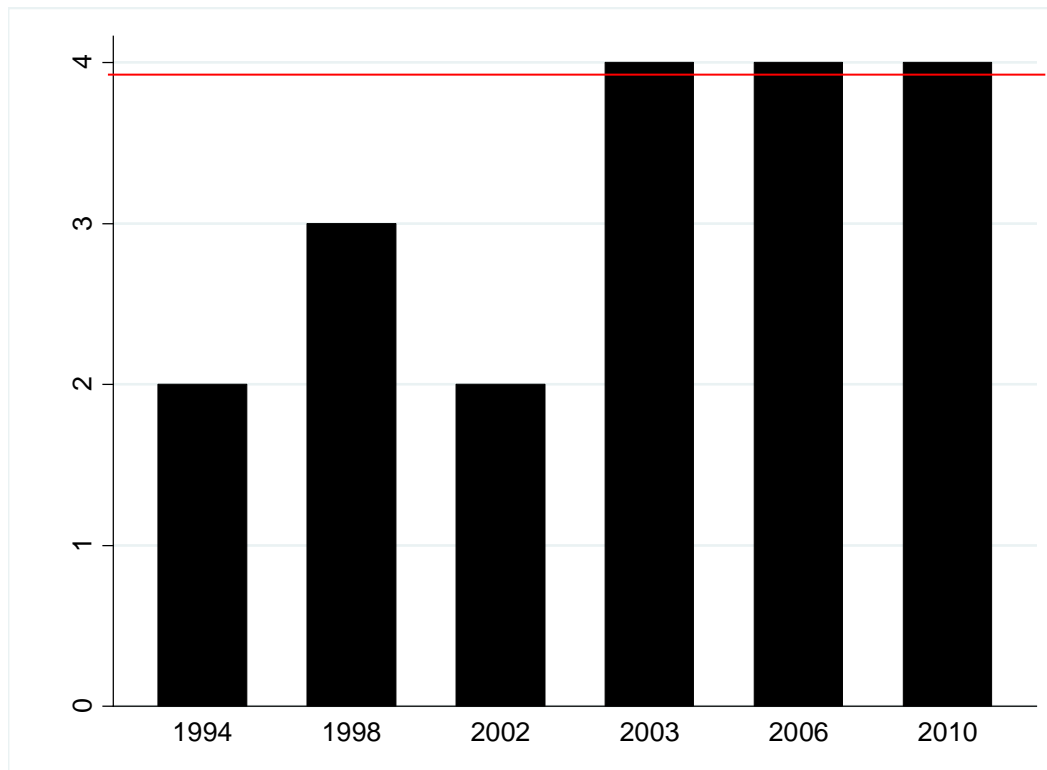
Western and non-Western CIOs by (parental) country of origin

CIO Non-western			CIO Western		
Country name	Frequency	Percent	Country name	Frequency	Percent
Afghanistan	2	2.7	Austria	4	12.9
Aruba	1	1.3	Belgium	1	3.23
Cabo Verde	2	2.7	Czech Republic	1	3.23
Guyana	2	2.7	France	1	3.23
Indonesia	2	2.7	Germany	13	3.23
Iran	3	4	Greece	2	41.9
Morocco	22	29.3	Hungary	2	6.4
Netherlands Antilles	1	1.3	Japan	2	6.4
Palestine, State of	1	1.3	Poland	2	6.4
Somalia	1	1.3	United Kingdom	3	9.7
Suriname	15	20			
Turkey	23	30.1			
% former colonies	19	25.3			
% of total	75	70.8		31	29.2



fulverson - calder

CIOs of (parental) origin former colonies

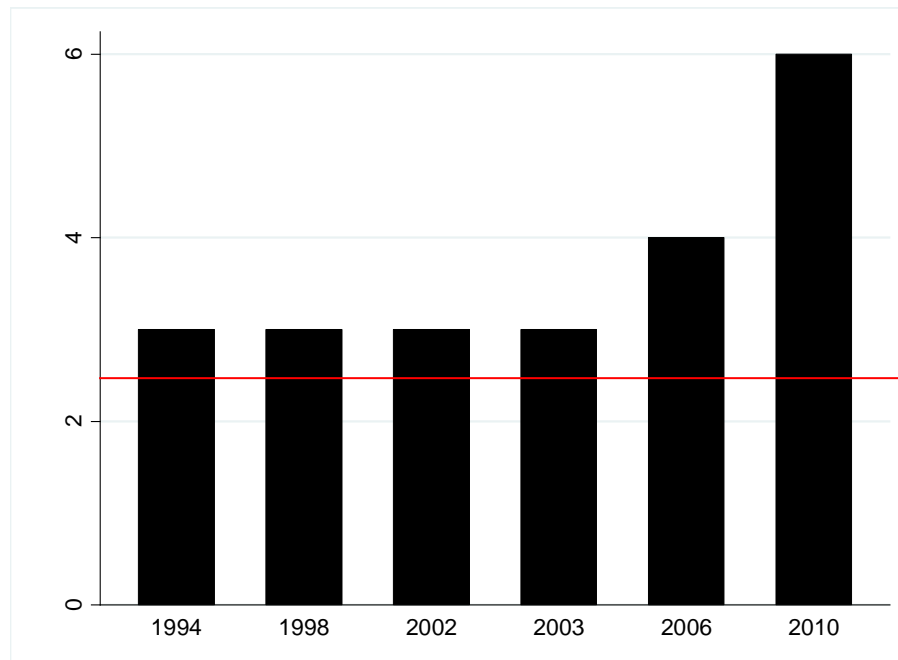


In 2000 CIOs of former colonies should hold **3.9 seats** (2.58%) in order to be proportionally represented in parliament (Source: Dutch Bureau of Statistics)



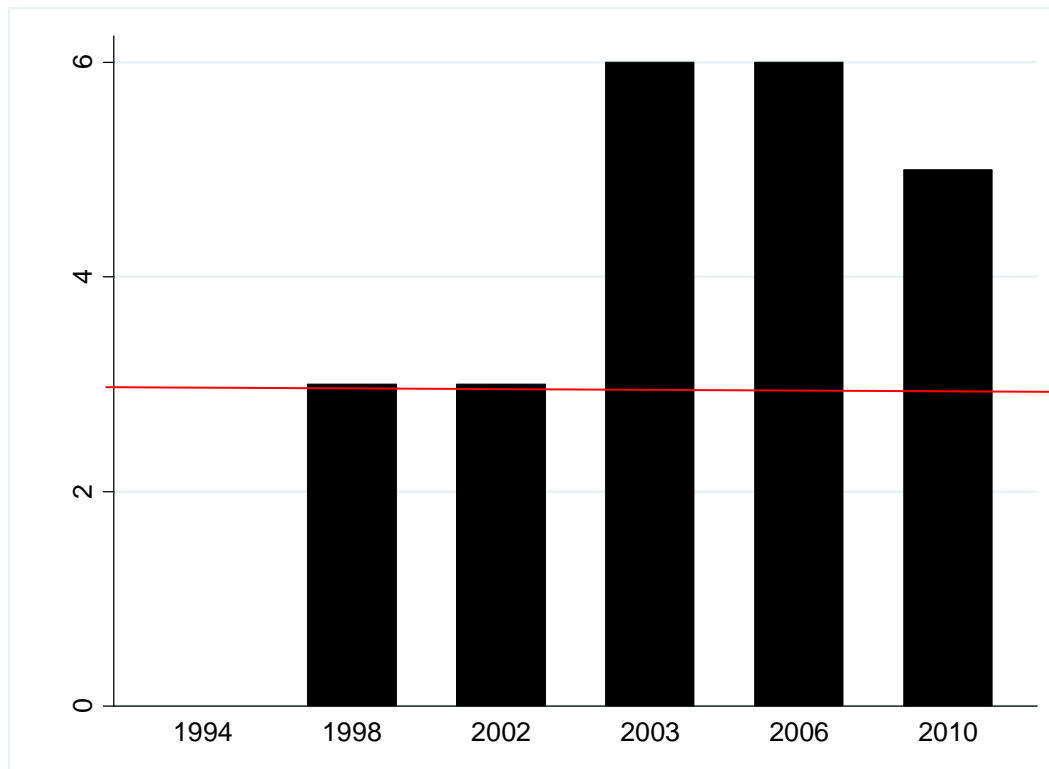
fulversion - color

CIOs Moroccan (parental) origin



In 2000 Moroccan CIOs should hold **2.5 seats** (1.7%) in order to be proportionally represented in parliament (Source: Dutch Bureau of Statistics)

CIO Turkish (parental) origin

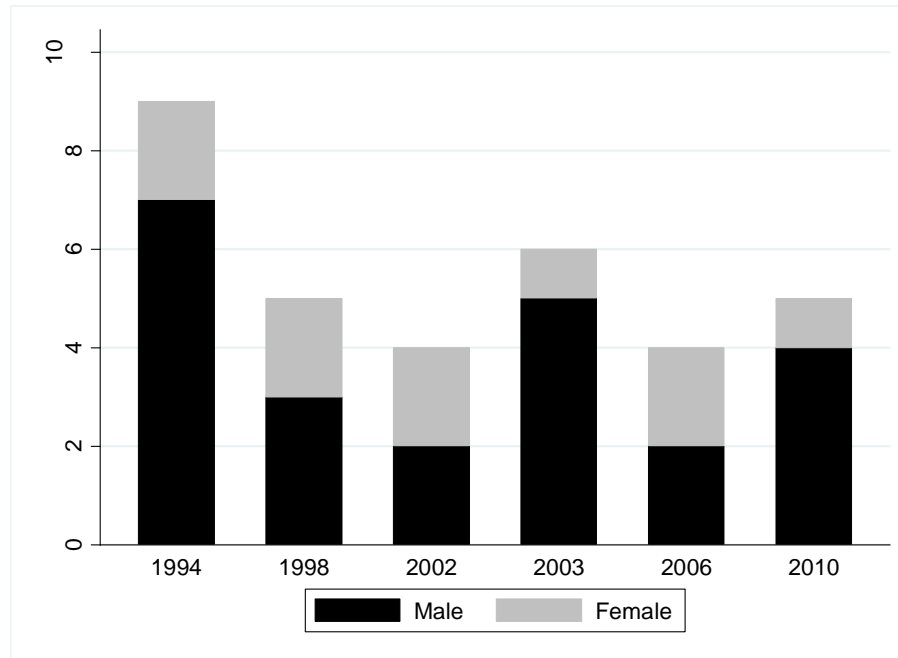


In 2000 Turkish CIOs should hold **2.9 seats** (1.95%) in order to be proportionally represented in parliament (Source: Dutch Bureau of Statistics)

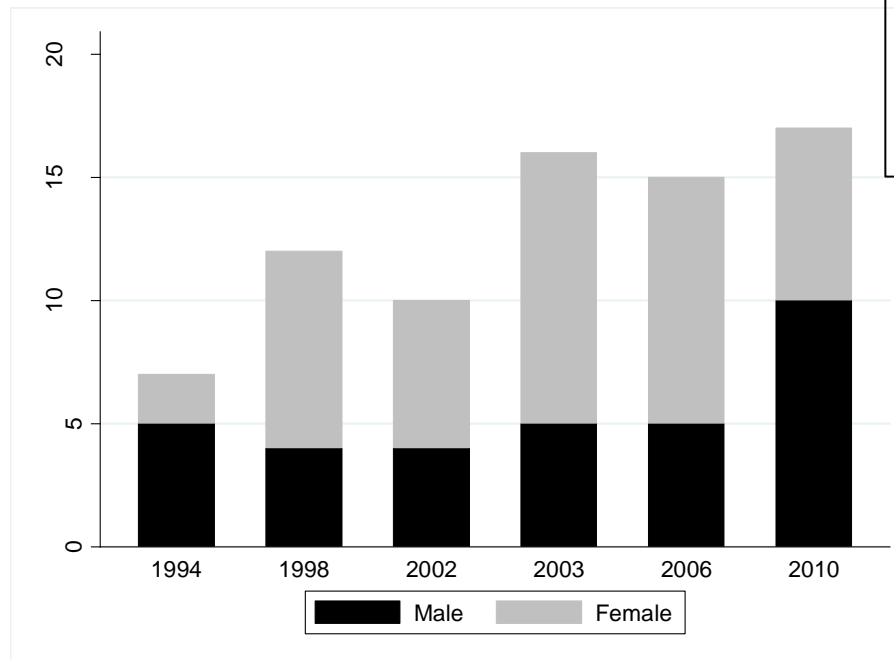


Full version - color

CIOs of Western (parental) origin by gender

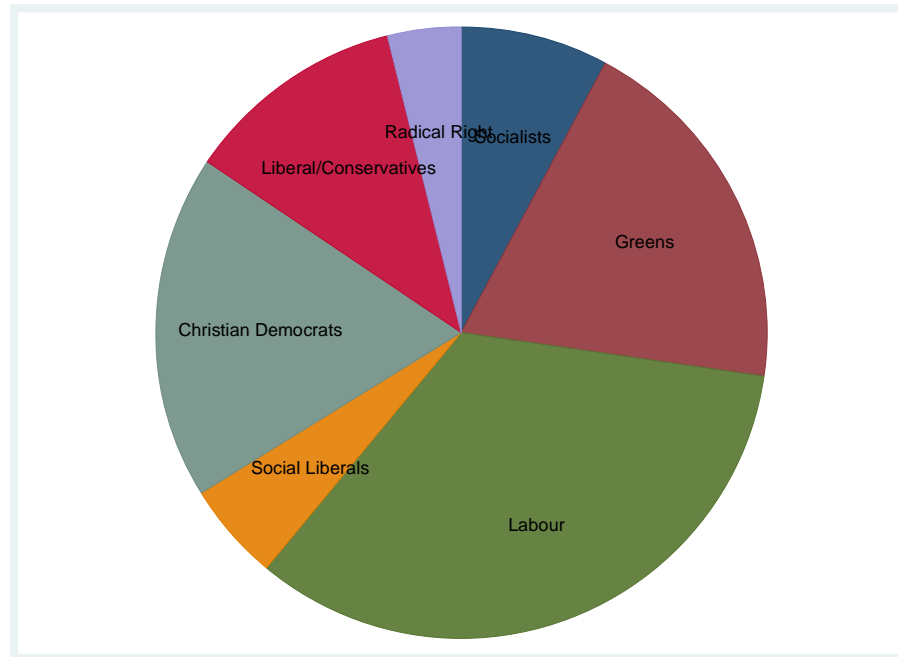


CIOs of non-Western (parental) origin by gender



Throughout sample period only 36% of MPs were women!

CIOs of non-Western (parental) origin by party





full version - color

Preliminary Conclusions

- Since 2003 non-Western CIOs are no longer under-represented in parliament
- Especially female CIOs are highly represented
- Explanations?



Full version - color

Thanks for your attention

- Find out more on our website:
<http://pathways.eu/>
- Follow us on Twitter: [@PATHWAYS14](https://twitter.com/PATHWAYS14) and [@PathwaysProjUK](https://twitter.com/PathwaysProjUK)