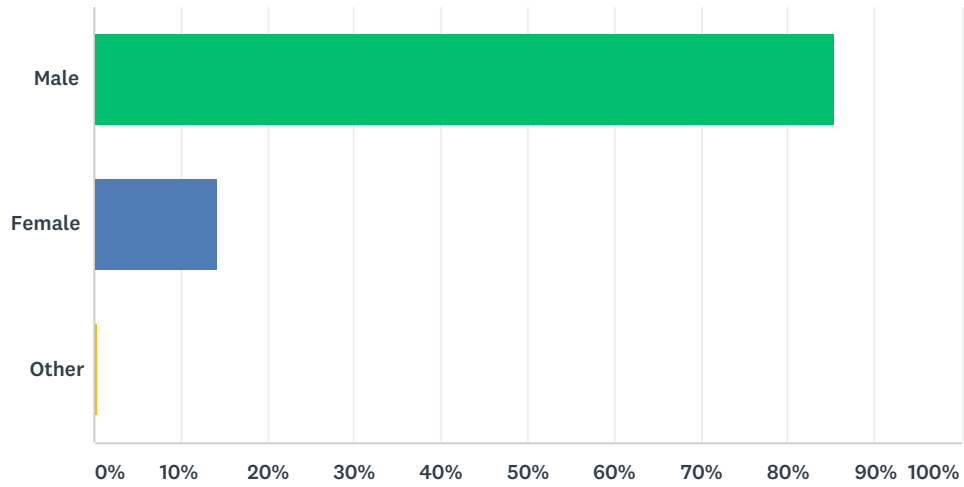


Q2 The following two questions address diversity within arbitration. How would you describe your gender?

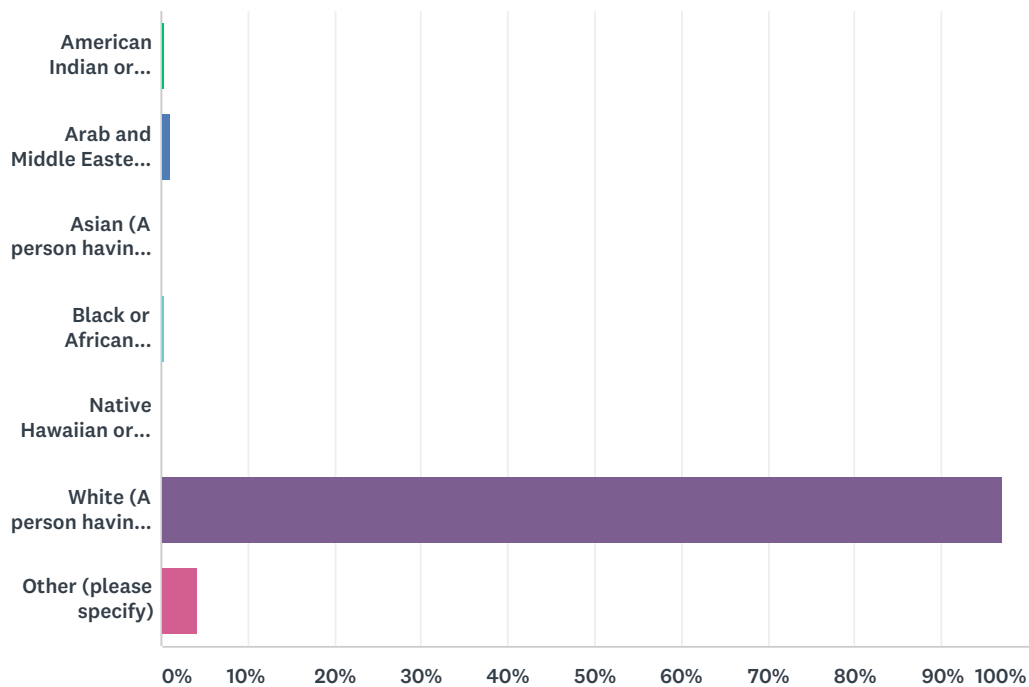
Answered: 212 Skipped: 0



ANSWER CHOICES	RESPONSES	
Male	85.38%	181
Female	14.15%	30
Other	0.47%	1
TOTAL		212

Q3 This question addresses diversity within arbitration. How would you describe your ethnicity? Select all that apply.

Answered: 212 Skipped: 0



ANSWER CHOICES	RESPONSES
American Indian or Alaska Native (A person having origins in any of the original peoples of North and South America (including Central America), and who maintains a tribal affiliation or community attachment)	0.47% 1
Arab and Middle Eastern (A person having origins in any of the original peoples of the Middle East or North Africa)	0.94% 2
Asian (A person having origins in any of the original peoples of the Far East, Southeast Asia, or the Indian subcontinent including, for example, Cambodia, China, India, Japan, Korea, Malaysia, Pakistan, the Philippine Islands, Thailand, and Vietnam.)	0.00% 0
Black or African American (A person having origins in any of the Black racial groups of Africa – includes Caribbean Islanders and other of African origin.)	0.47% 1
Native Hawaiian or Other Pacific Islander (A person having origins in any of the original peoples of Hawaii, Guam, Samoa, or other Pacific Islands)	0.00% 0
White (A person having origins in any of the original peoples of Europe)	97.17% 206
Other (please specify)	4.25% 9
Total Respondents: 212	

#	OTHER (PLEASE SPECIFY)	DATE
1	White, Jewish, descended from Eastern Europeans but further Back from the Middle East	4/20/2017 5:11 PM
2	USA	4/20/2017 5:02 PM
3	Mexican	4/20/2017 3:46 PM

Survey on the Law and Practice of Arbitration in the Americas

4	The above definition of White does not seem to include "German" or "Russian" Jews who trace back to the Middle East, but came recently from Europe. Yet, I do not regard myself as Middle Eastern!	4/20/2017 3:44 PM
5	Cuban-American of Spanish descent	4/20/2017 3:42 PM
6	hispanic	4/20/2017 3:41 PM
7	Hispanic	4/20/2017 2:55 PM
8	I choose not to answer	4/20/2017 2:54 PM
9	I know little about "original peoples". I am Jewish. My grandparents were from the "pale of settlement" between Austria-Hungary and Russia.	4/3/2016 7:12 PM

Q4 Select one of the following Countries as the Country in which you primarily work. This Country will be referred to as "your Country" throughout the survey. Note: If you work regularly in more than one of the Countries listed, please select the Country whose domestic arbitration law and practice you know best. For the purposes of this question, certain overseas territories of Denmark, France, the Netherlands and the United Kingdom are themselves treated as Countries.

Answered: 212 Skipped: 0



Survey on the Law and Practice of Arbitration in the Americas

Chile										
Colombia										
Costa Rica										
Cuba										
Curaçao										
Dominica										
Dominican Republic										
Ecuador										
El Salvador										
Falkland Islands										
French Guiana										
Greenland										
Grenada										
Guadeloupe										
Guatemala										
Guyana										
Haiti										
Honduras										
Jamaica										
Martinique										
Mexico										

Survey on the Law and Practice of Arbitration in the Americas



ANSWER CHOICES	RESPONSES	
United States of America (incl. Puerto Rico and the United States Virgin Islands)	100.00%	212
Anguilla	0.00%	0
Antigua and Barbuda	0.00%	0

Survey on the Law and Practice of Arbitration in the Americas

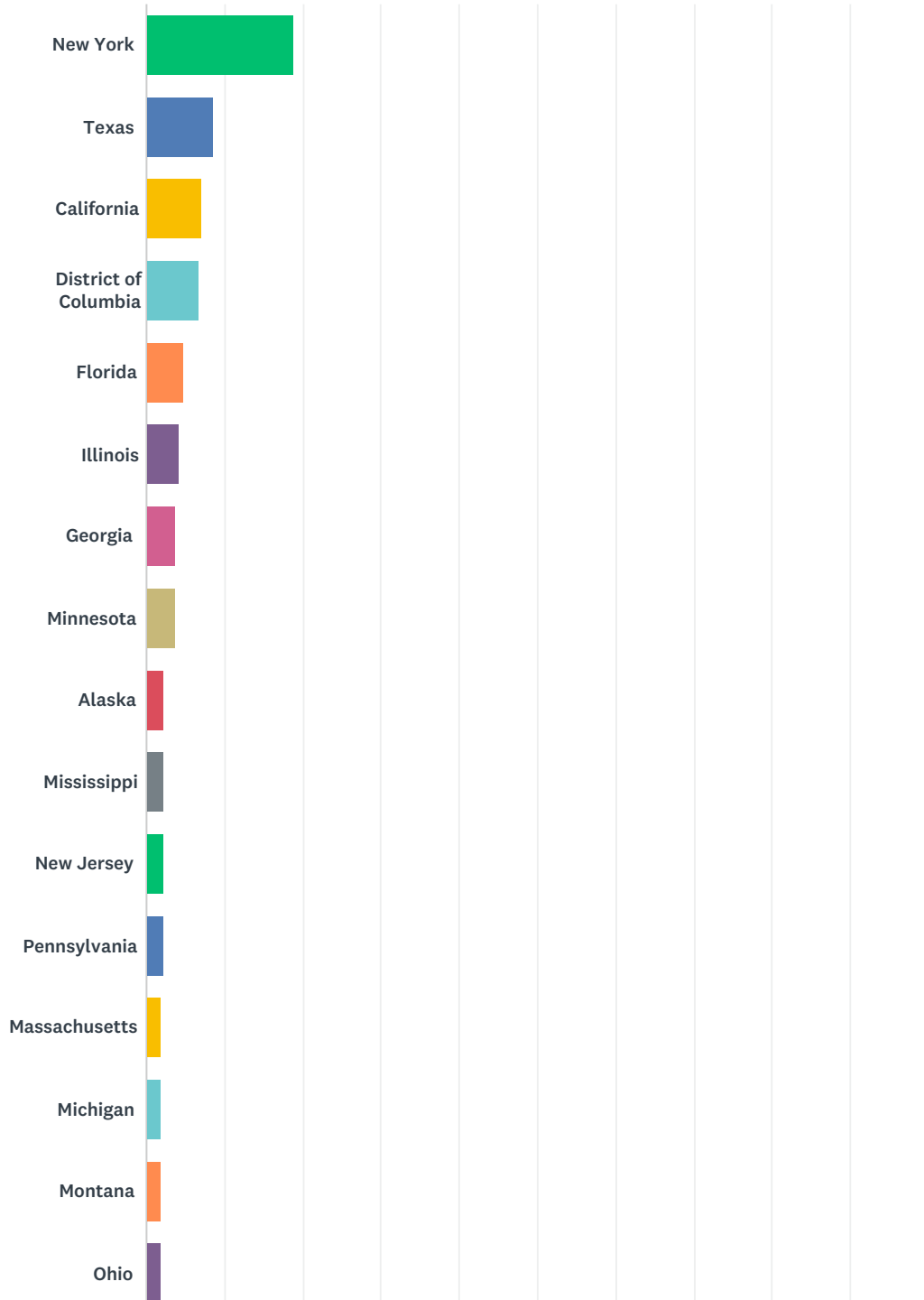
Argentina	0.00%	0
Aruba	0.00%	0
Bahamas	0.00%	0
Barbados	0.00%	0
Belize	0.00%	0
Bermuda	0.00%	0
Bolivia	0.00%	0
Brazil	0.00%	0
British Virgin Islands	0.00%	0
Canada	0.00%	0
Caribbean Netherlands (Bonaire, Sint Eustatius, Saba)	0.00%	0
Cayman Islands	0.00%	0
Chile	0.00%	0
Colombia	0.00%	0
Costa Rica	0.00%	0
Cuba	0.00%	0
Curaçao	0.00%	0
Dominica	0.00%	0
Dominican Republic	0.00%	0
Ecuador	0.00%	0
El Salvador	0.00%	0
Falkland Islands	0.00%	0
French Guiana	0.00%	0
Greenland	0.00%	0
Grenada	0.00%	0
Guadeloupe	0.00%	0
Guatemala	0.00%	0
Guyana	0.00%	0
Haiti	0.00%	0
Honduras	0.00%	0
Jamaica	0.00%	0
Martinique	0.00%	0
Mexico	0.00%	0
Montserrat	0.00%	0

Survey on the Law and Practice of Arbitration in the Americas

Nicaragua	0.00%	0
Panama	0.00%	0
Paraguay	0.00%	0
Peru	0.00%	0
Saint Barthélemy	0.00%	0
Saint Kitts & Nevis	0.00%	0
Saint Lucia	0.00%	0
Saint Martin	0.00%	0
Saint Pierre and Miquelon	0.00%	0
Saint Vincent & the Grenadines	0.00%	0
Sint Maarten	0.00%	0
Suriname	0.00%	0
Trinidad and Tobago	0.00%	0
Turks & Caicos Islands	0.00%	0
Uruguay	0.00%	0
Venezuela	0.00%	0
TOTAL		212

Q5 Select one of the following U.S. States as the State in which you primarily work. Note: If you work regularly in more than one of the States listed, please select the State with which you have the most experience as an arbitral seat. For the purposes of this question, the District of Columbia, Puerto Rico and the United States Virgin Islands are themselves treated as States

Answered: 212 Skipped: 0



Survey on the Law and Practice of Arbitration in the Americas



Survey on the Law and Practice of Arbitration in the Americas



ANSWER CHOICES	RESPONSES	
New York	18.87%	40
Texas	8.49%	18
California	7.08%	15
District of Columbia	6.60%	14

Survey on the Law and Practice of Arbitration in the Americas

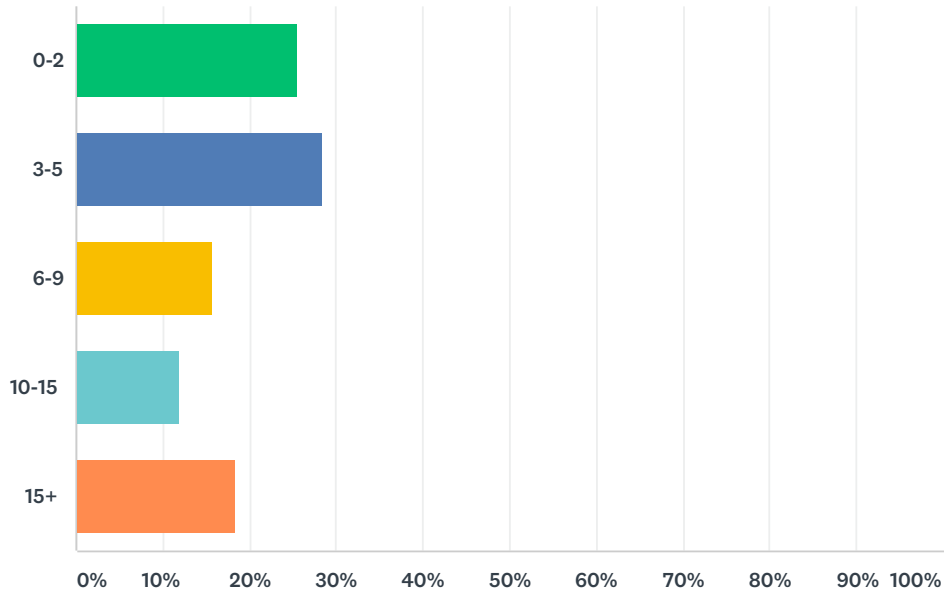
Florida	4.72%	10
Illinois	4.25%	9
Georgia	3.77%	8
Minnesota	3.77%	8
Alaska	2.36%	5
Mississippi	2.36%	5
New Jersey	2.36%	5
Pennsylvania	2.36%	5
Massachusetts	1.89%	4
Michigan	1.89%	4
Montana	1.89%	4
Ohio	1.89%	4
Puerto Rico	1.89%	4
Washington	1.89%	4
Colorado	1.42%	3
Connecticut	1.42%	3
Maine	1.42%	3
Missouri	1.42%	3
Nevada	1.42%	3
Tennessee	1.42%	3
West Virginia	1.42%	3
Arizona	0.94%	2
Nebraska	0.94%	2
Oklahoma	0.94%	2
Rhode Island	0.94%	2
United States Virgin Islands	0.94%	2
Utah	0.94%	2
Alabama	0.47%	1
Delaware	0.47%	1
Hawaii	0.47%	1
Iowa	0.47%	1
Kansas	0.47%	1
Kentucky	0.47%	1
Louisiana	0.47%	1

Survey on the Law and Practice of Arbitration in the Americas

Maryland	0.47%	1
New Hampshire	0.47%	1
North Carolina	0.47%	1
North Dakota	0.47%	1
Oregon	0.47%	1
Vermont	0.47%	1
Arkansas	0.00%	0
Idaho	0.00%	0
Indiana	0.00%	0
New Mexico	0.00%	0
South Carolina	0.00%	0
South Dakota	0.00%	0
Virginia	0.00%	0
Wisconsin	0.00%	0
Wyoming	0.00%	0
TOTAL		212

Q16 How many years after first qualifying to practice as a lawyer were you involved in your first arbitration? Note: “0” would mean within 12 months of qualifying as a lawyer. Enter n/a if you do not hold a legal qualification.

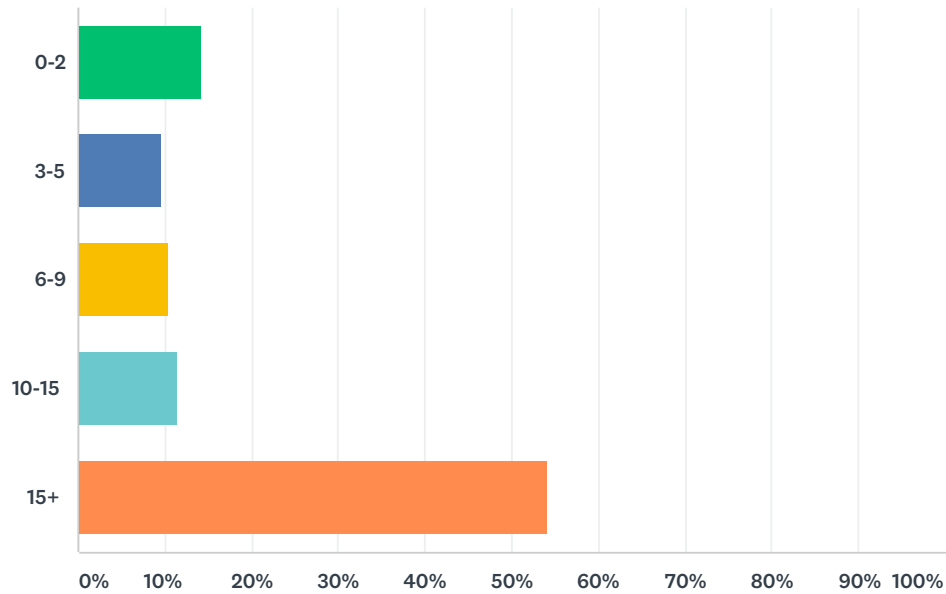
Answered: 212 Skipped: 0



ANSWER CHOICES	RESPONSES
0-2	25.59% 54
3-5	28.44% 60
6-9	15.64% 33
10-15	11.85% 25
15+	18.48% 39
TOTAL	211

Q17 If arbitration is your primarily field of work, after how many years of practising law did arbitration become your primary field of work? Note: Enter n/a if arbitration is not your primary field of work.

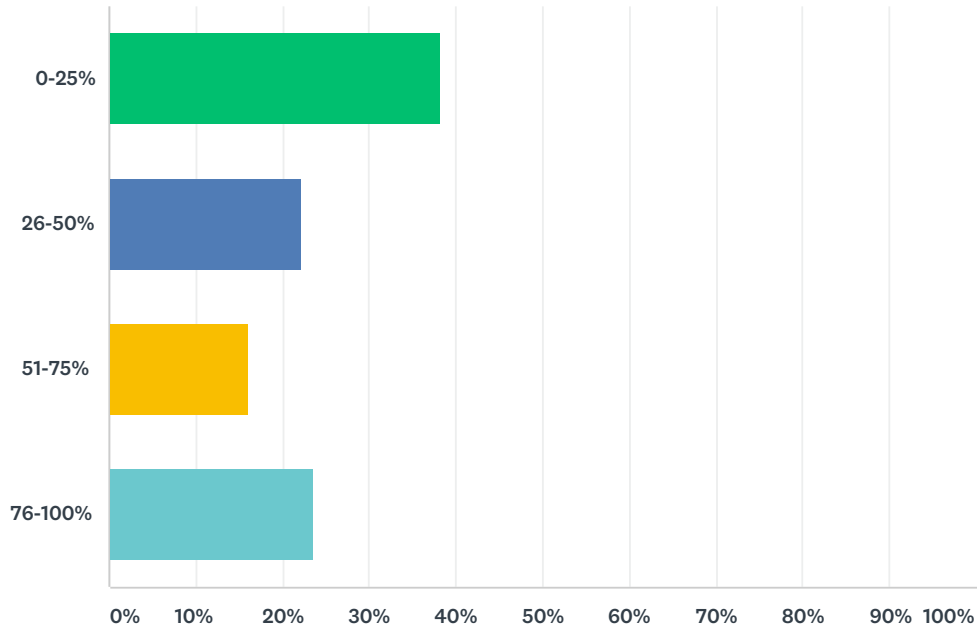
Answered: 212 Skipped: 0



ANSWER CHOICES	RESPONSES
0-2	14.29% 15
3-5	9.52% 10
6-9	10.48% 11
10-15	11.43% 12
15+	54.29% 57
TOTAL	105

Q18 In terms of hours worked, what proportion of your work was devoted to arbitration over the past 5 years? Note: 'Work' is defined here to include not only work as counsel, but also as an arbitrator, or in any other field of work (e.g. engineer, scientist).

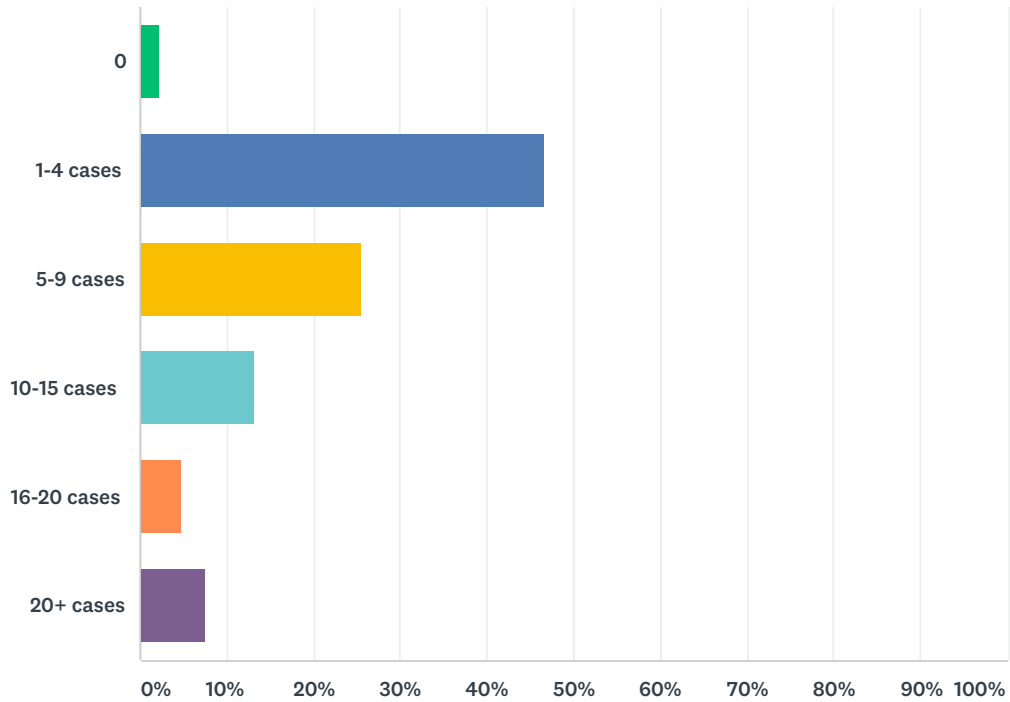
Answered: 212 Skipped: 0



ANSWER CHOICES	RESPONSES	
0-25%	38.21%	81
26-50%	22.17%	47
51-75%	16.04%	34
76-100%	23.58%	50
TOTAL		212

Q19 On average how many new arbitration cases did you take on per year over the past 5 years?

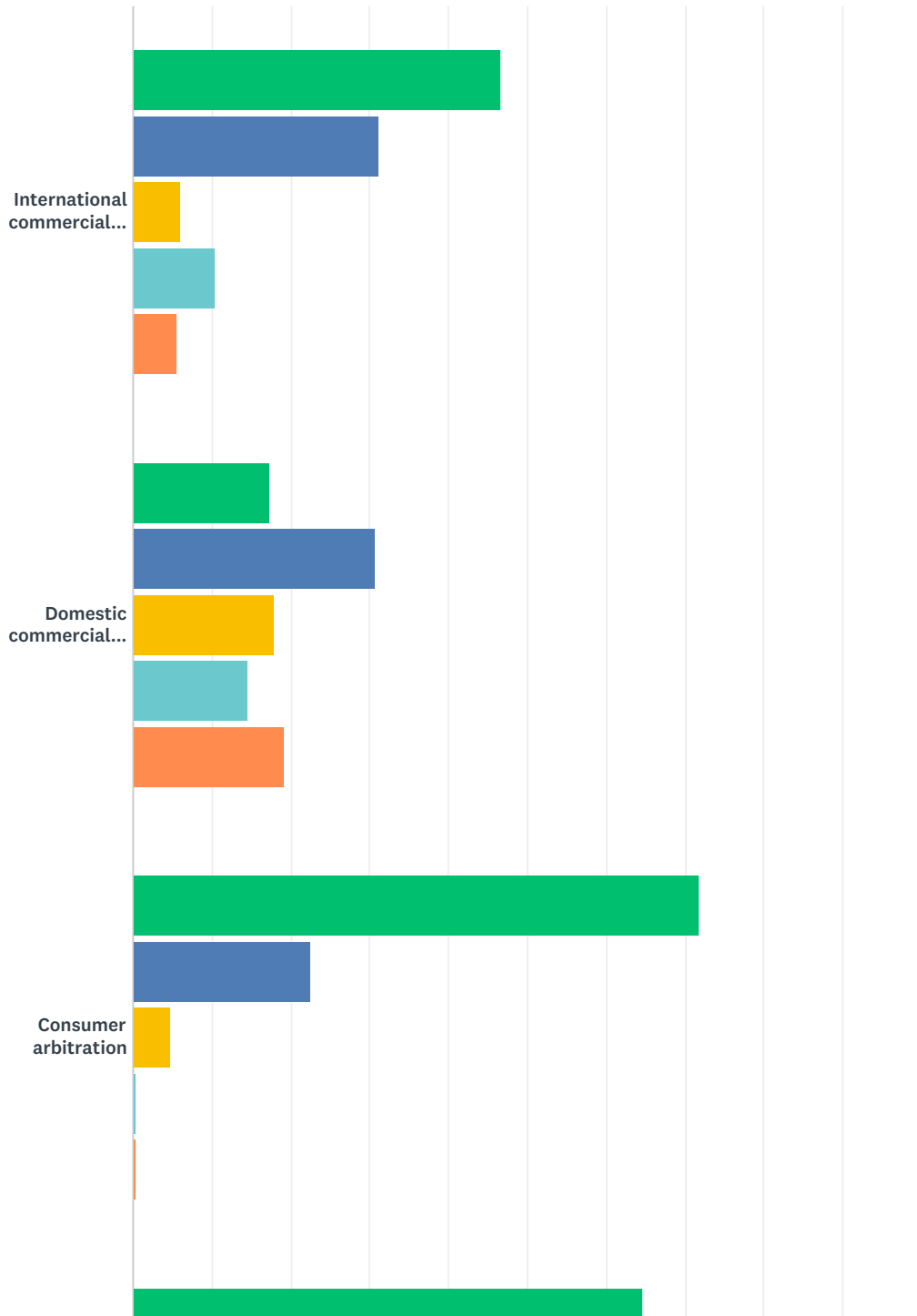
Answered: 212 Skipped: 0



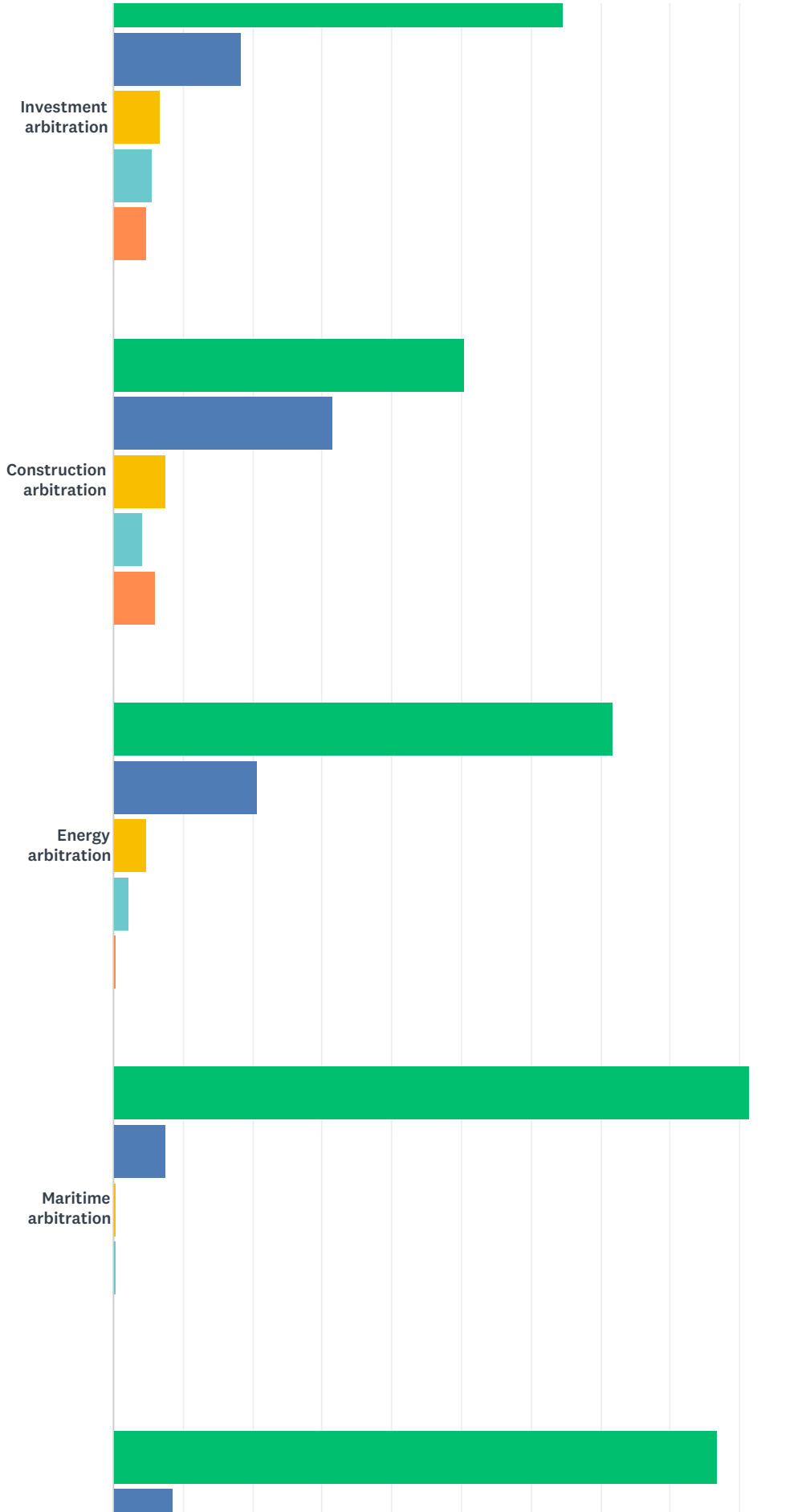
ANSWER CHOICES	RESPONSES	
0	2.36%	5
1-4 cases	46.70%	99
5-9 cases	25.47%	54
10-15 cases	13.21%	28
16-20 cases	4.72%	10
20+ cases	7.55%	16
TOTAL		212

Q20 In terms of hours worked, what percentage of your arbitration work has concerned the following fields over the past 5 years? Note: The following fields will in some cases overlap. For example, an international construction arbitration should be counted as both an 'international commercial arbitration' and a 'construction arbitration'. If you have not undertaken any work for a particular category, please select 0.

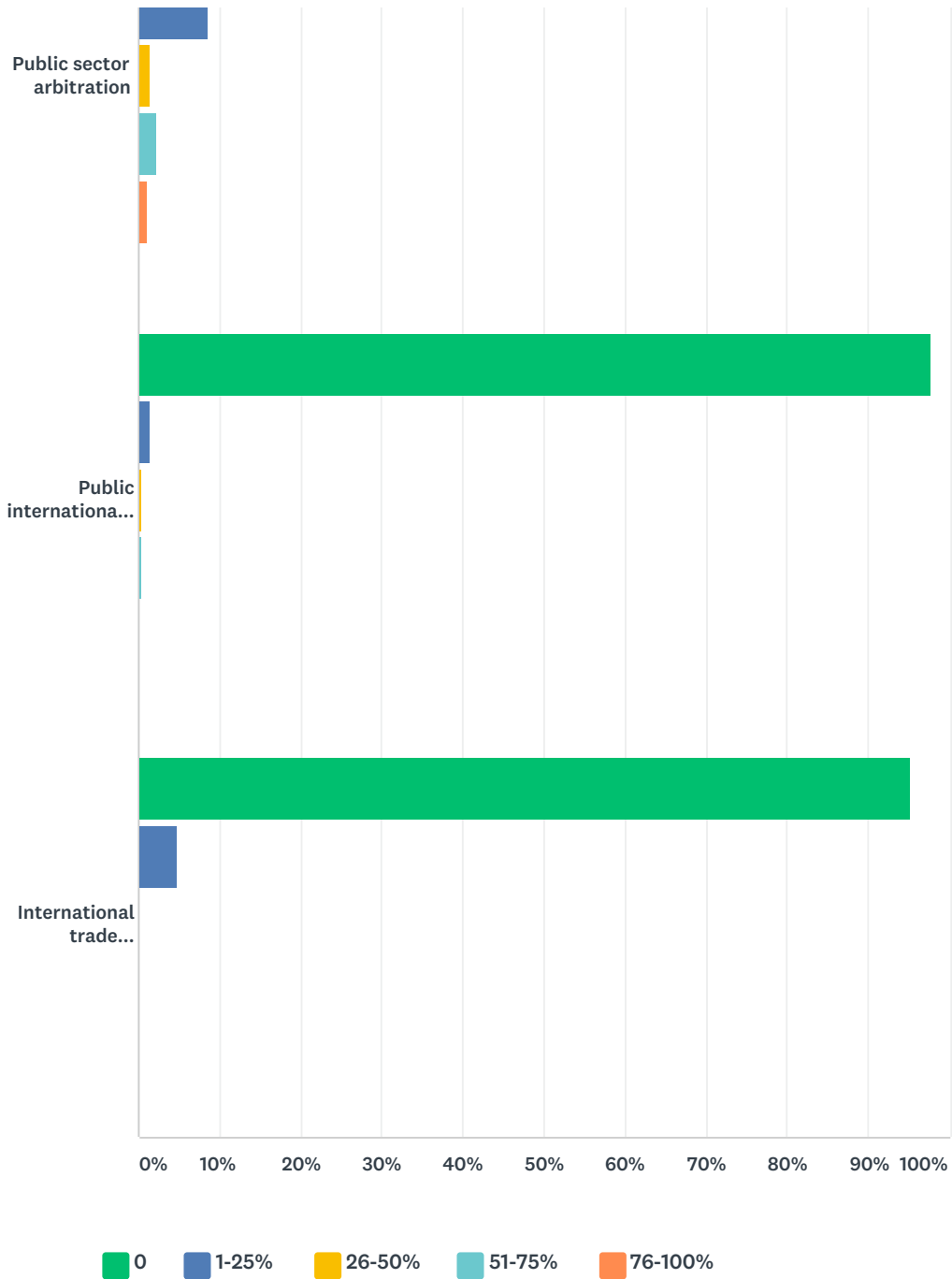
Answered: 212 Skipped: 0



Survey on the Law and Practice of Arbitration in the Americas



Survey on the Law and Practice of Arbitration in the Americas



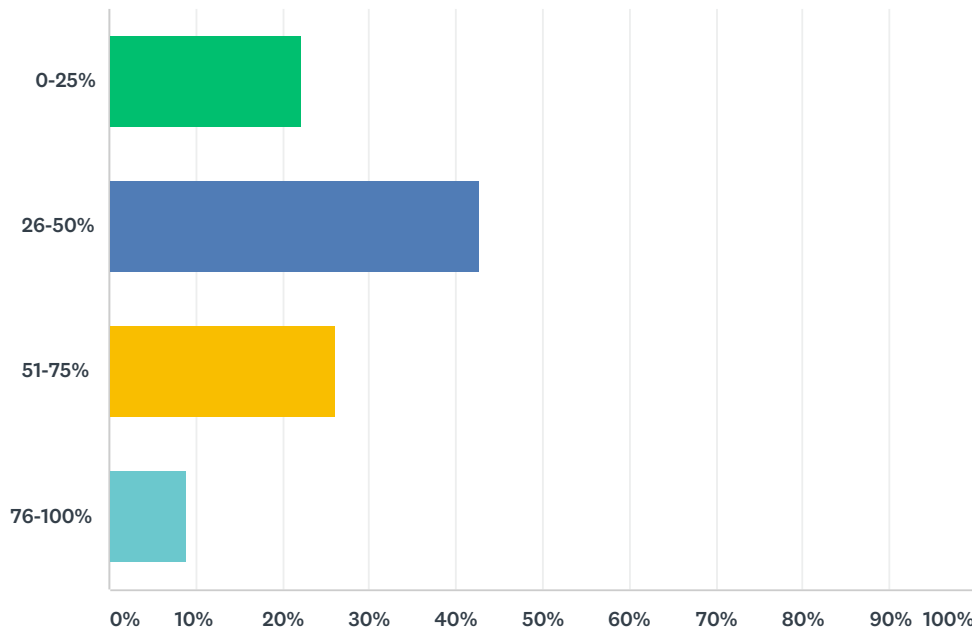
	0	1-25%	26-50%	51-75%	76-100%	TOTAL
International commercial arbitration ('international' is defined as per Article 1(3) of the UNCITRAL Model Law on International Commercial Arbitration)	46.70% 99	31.13% 66	6.13% 13	10.38% 22	5.66% 12	212
Domestic commercial arbitration	17.45% 37	30.66% 65	17.92% 38	14.62% 31	19.34% 41	212
Consumer arbitration	71.70% 152	22.64% 48	4.72% 10	0.47% 1	0.47% 1	212
Investment arbitration	64.62% 137	18.40% 39	6.60% 14	5.66% 12	4.72% 10	212
Construction arbitration	50.47% 107	31.60% 67	7.55% 16	4.25% 9	6.13% 13	212

Survey on the Law and Practice of Arbitration in the Americas

Energy arbitration	71.70% 152	20.75% 44	4.72% 10	2.36% 5	0.47% 1	212
Maritime arbitration	91.51% 194	7.55% 16	0.47% 1	0.47% 1	0.00% 0	212
Public sector arbitration	86.79% 184	8.49% 18	1.42% 3	2.36% 5	0.94% 2	212
Public international arbitration (i.e. where both parties are Countries)	97.64% 207	1.42% 3	0.47% 1	0.47% 1	0.00% 0	212
International trade arbitration (e.g WTO)	95.28% 202	4.72% 10	0.00% 0	0.00% 0	0.00% 0	212

Q21 Based on your professional experience, what proportion of contracts between domestic commercial entities situated in your Country, entered into in the past 5 years, do you estimate include an arbitration agreement? Note: This question specifically excludes agreements involving consumers and agreements involving Countries acting in their capacity as sovereigns. By “domestic commercial entity” is meant a company or individual whose “place of business” most closely tied to the transaction covered by the contract is located in your Country.

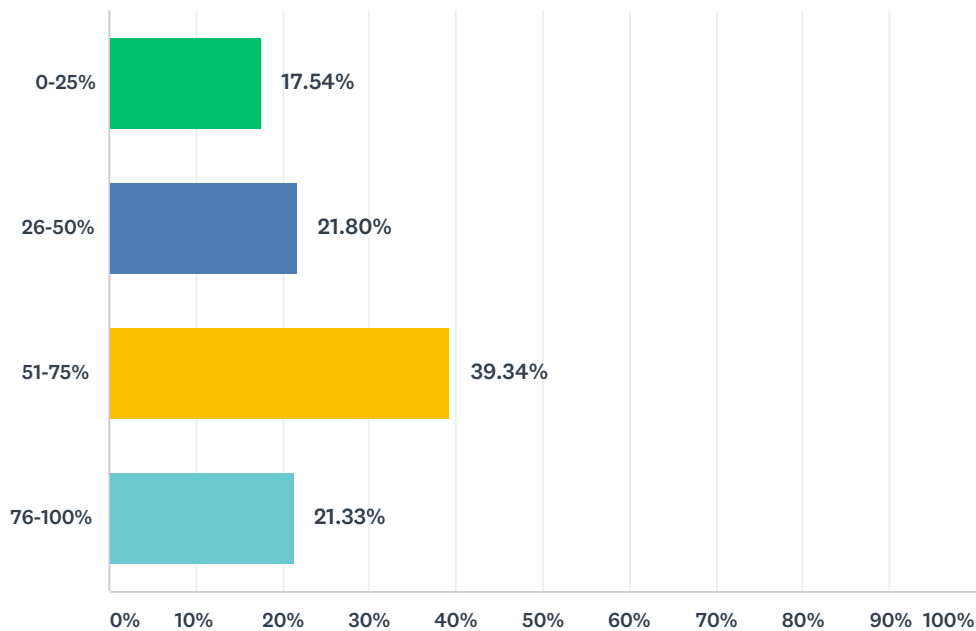
Answered: 211 Skipped: 1



ANSWER CHOICES	RESPONSES
0-25%	22.27% 47
26-50%	42.65% 90
51-75%	26.07% 55
76-100%	9.00% 19
TOTAL	211

Q22 Based on your professional experience, what proportion of contracts between a domestic commercial entity situated in your Country and a foreign commercial entity, entered into in the past 5 years, do you estimate included an arbitration agreement? Note: This question specifically excludes agreements involving consumers and agreements involving Countries acting in their capacity as sovereigns. By “foreign commercial entity” is meant a company or individual whose “place of business” most closely tied to the transaction covered by the contract is located in a Country other than your own.

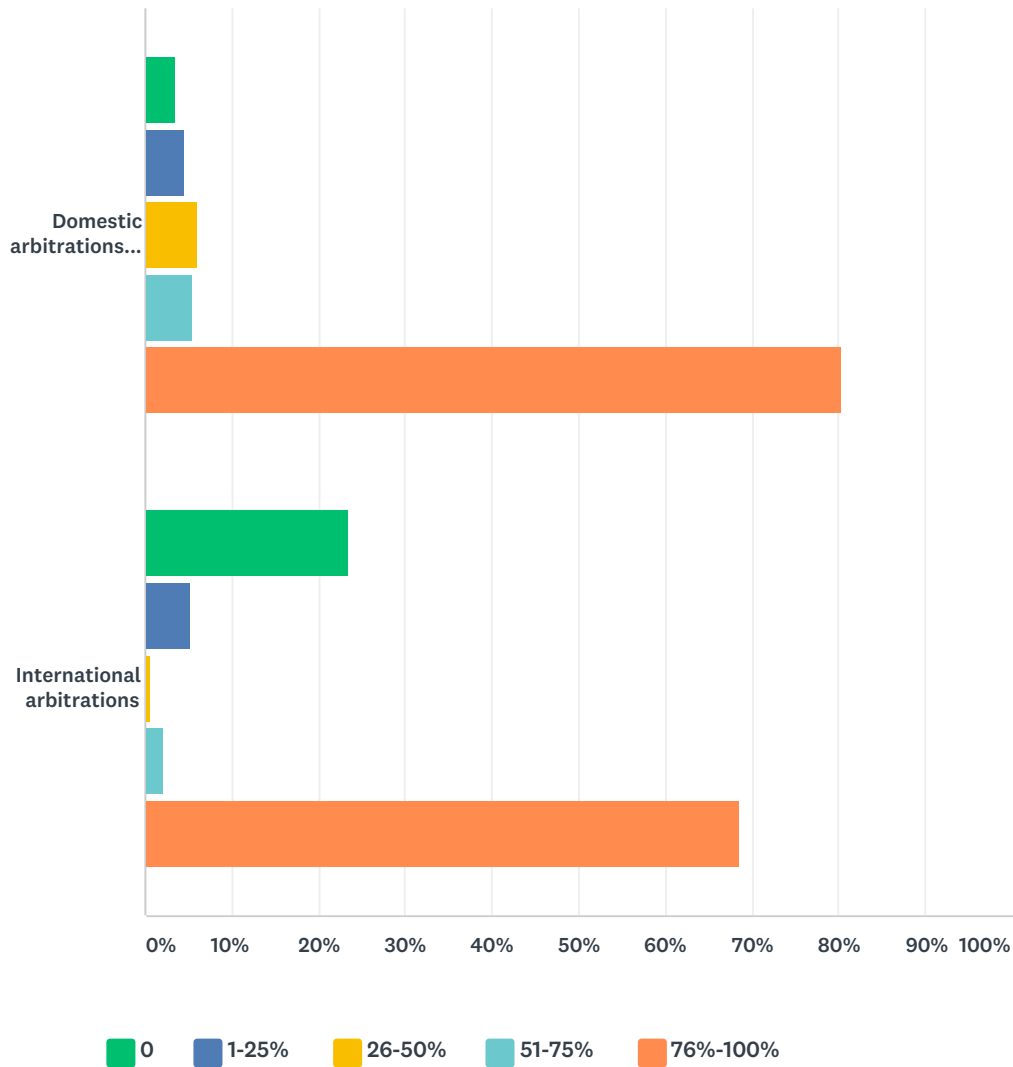
Answered: 211 Skipped: 1



ANSWER CHOICES	RESPONSES	
0-25%	17.54%	37
26-50%	21.80%	46
51-75%	39.34%	83
76-100%	21.33%	45
TOTAL		211

Q23 In arbitrations on which you have worked over the past 5 years, what percentage were based upon a predispute arbitration agreement? Note: Select n/a if you did not work on any relevant (i.e. domestic/international) arbitrations in this period.

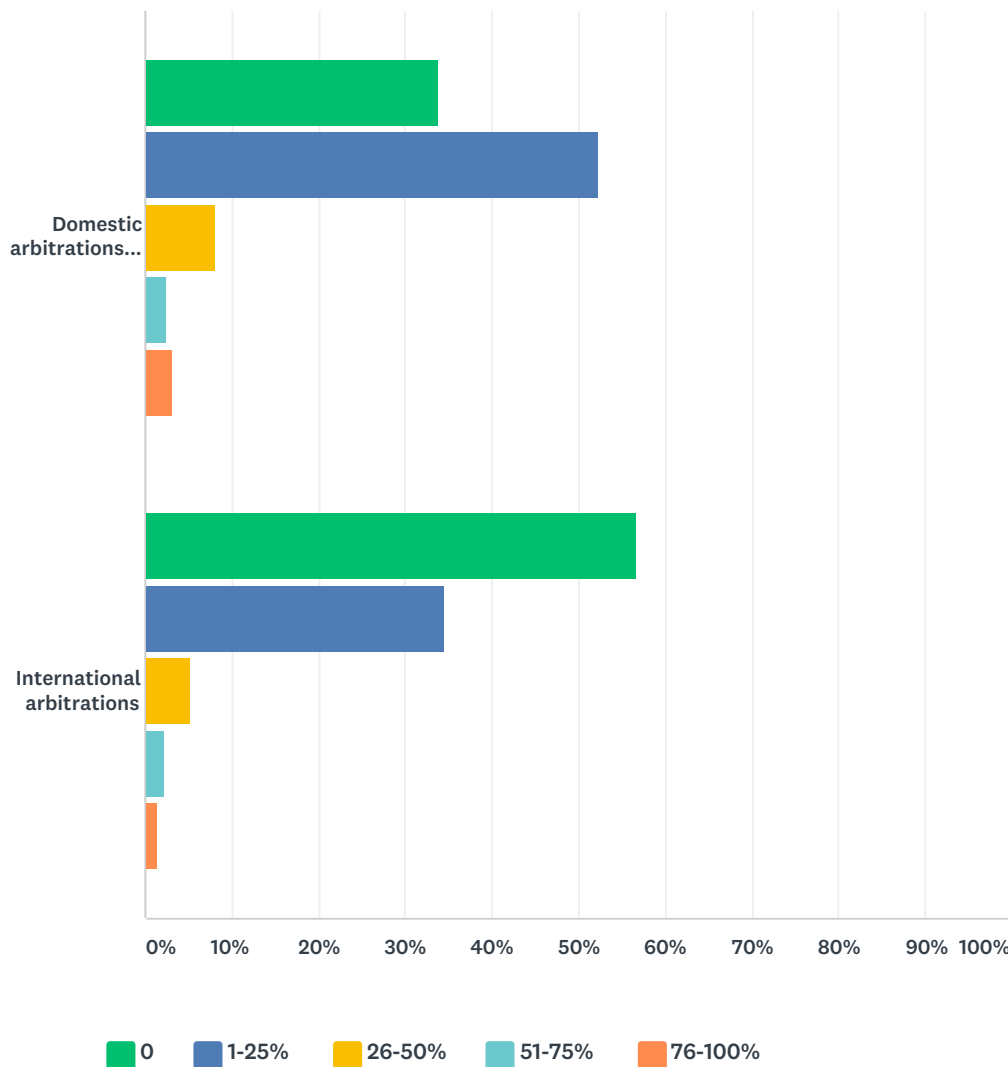
Answered: 211 Skipped: 1



	0	1-25%	26-50%	51-75%	76%-100%	TOTAL
Domestic arbitrations seated in your Country	3.52% 7	4.52% 9	6.03% 12	5.53% 11	80.40% 160	199
International arbitrations	23.33% 35	5.33% 8	0.67% 1	2.00% 3	68.67% 103	150

Q24 In what percentage of the arbitrations on which you worked over the past 5 years was the validity of the arbitration agreement challenged?
Note: This question relates to challenges to the existence of a binding agreement to arbitrate between the parties involved in the arbitration, not to challenges regarding whether an existing agreement to arbitrate covered the specific subject matter currently before the tribunal. Select n/a if you did not work on any relevant (i.e. domestic/international) arbitrations in this period.

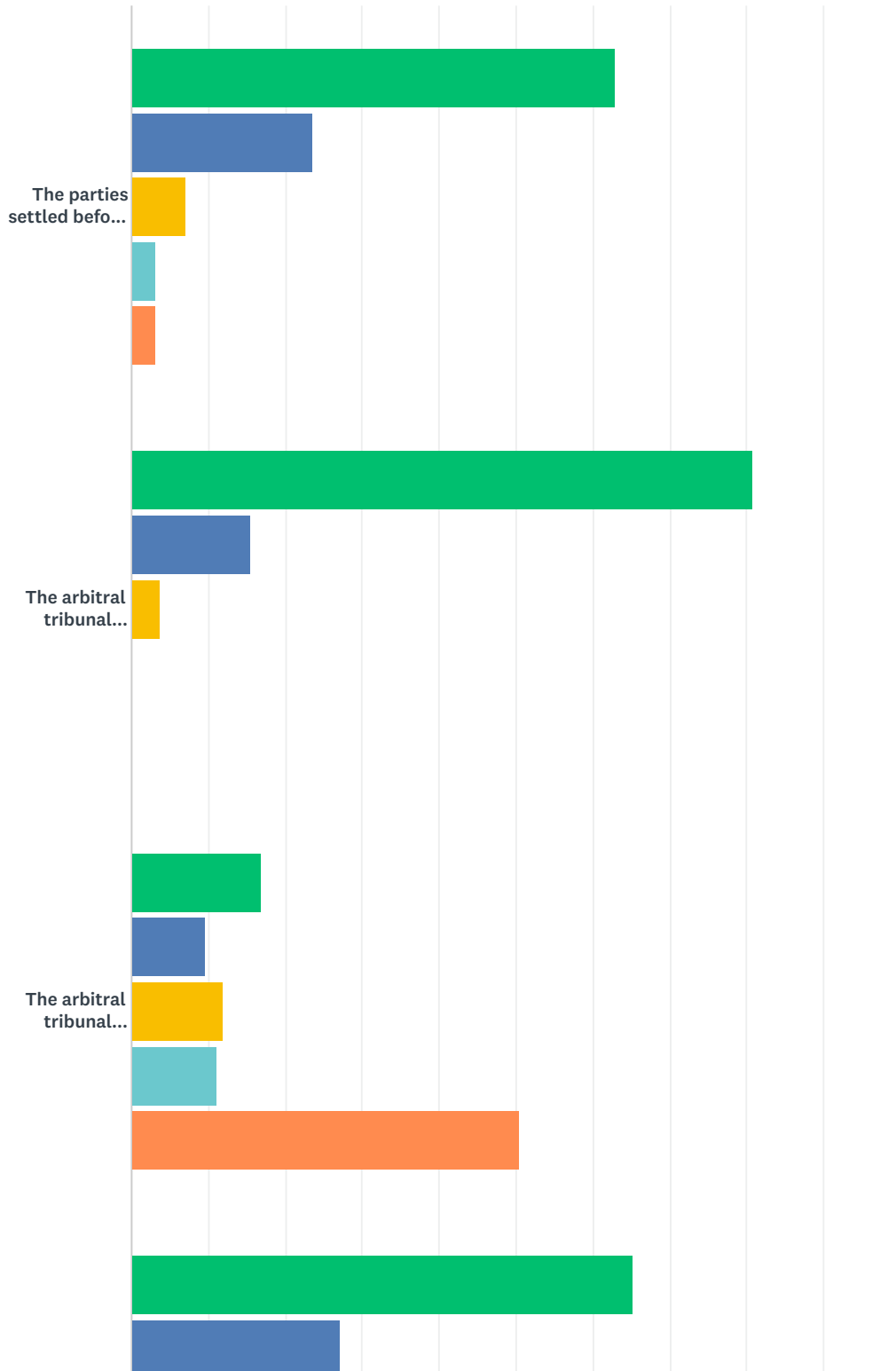
Answered: 206 Skipped: 6



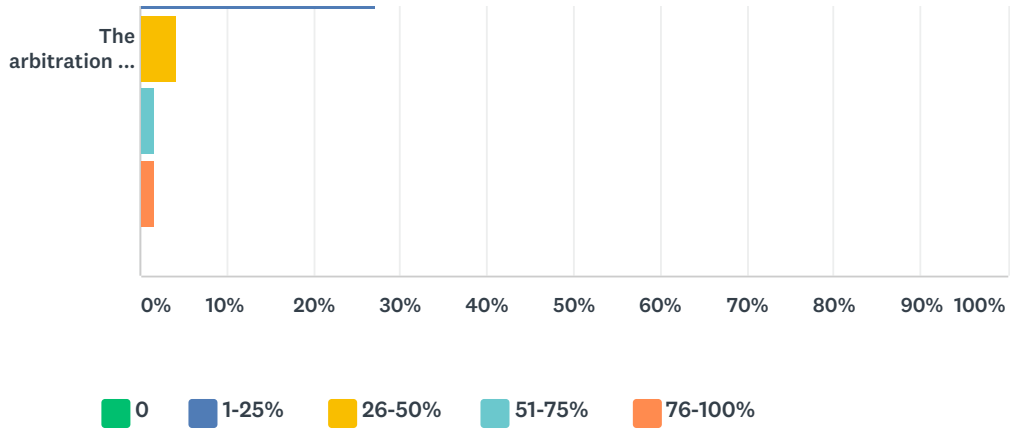
	0	1-25%	26-50%	51-75%	76-100%	TOTAL
Domestic arbitrations seated in your Country	33.85% 66	52.31% 102	8.21% 16	2.56% 5	3.08% 6	195
International arbitrations	56.62% 77	34.56% 47	5.15% 7	2.21% 3	1.47% 2	136

Q25 In what percentage of those domestic arbitrations in which a challenge was made to the validity of an arbitration agreement did the following occur? Note: Enter n/a if you entered 0 for domestic arbitrations in the preceding question.

Answered: 206 Skipped: 6



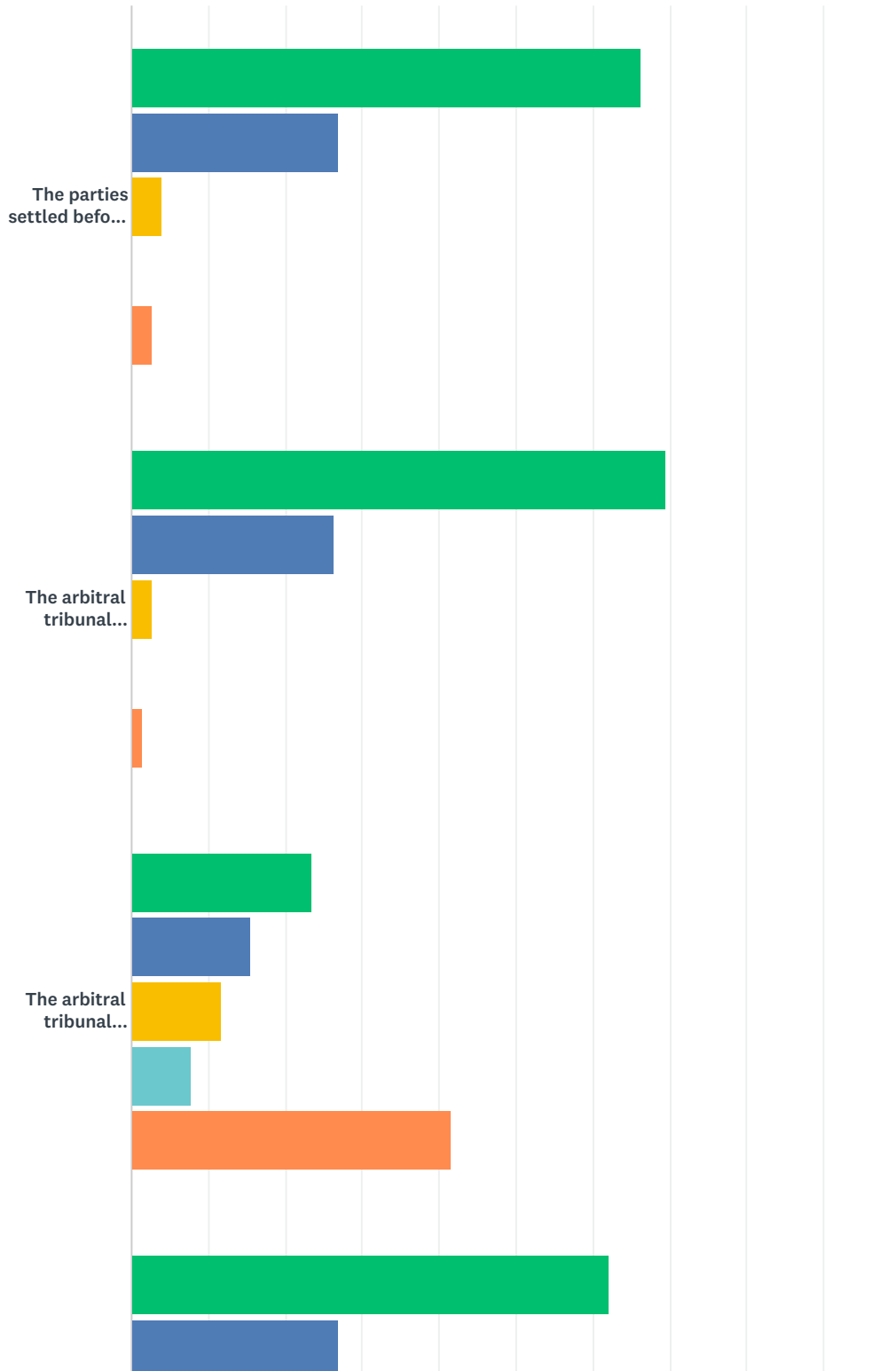
Survey on the Law and Practice of Arbitration in the Americas



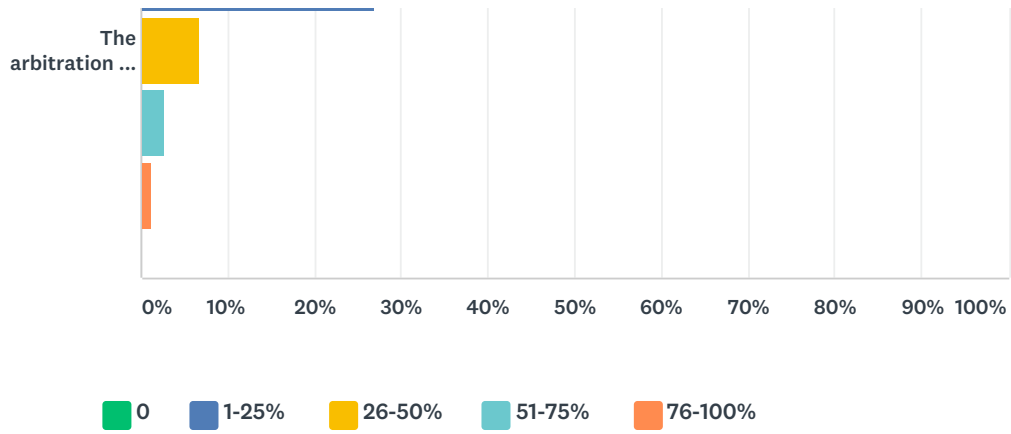
	0	1-25%	26-50%	51-75%	76-100%	TOTAL
The parties settled before the tribunal delivered a decision on the issue.	62.99% 80	23.62% 30	7.09% 9	3.15% 4	3.15% 4	127
The arbitral tribunal declined jurisdiction because of a finding that no valid arbitration agreement existed.	80.77% 105	15.38% 20	3.85% 5	0.00% 0	0.00% 0	130
The arbitral tribunal accepted jurisdiction because of a finding that a valid arbitration agreement existed.	17.04% 23	9.63% 13	11.85% 16	11.11% 15	50.37% 68	135
The arbitration was terminated on some other ground, or the tribunal has not yet issued its decision on the matter.	65.29% 79	27.27% 33	4.13% 5	1.65% 2	1.65% 2	121

Q26 In what percentage of those international arbitrations in which a challenge was made to the validity of an arbitration agreement did the following occur? Note: Enter n/a if you entered 0 for international arbitrations in the first question on this page.

Answered: 206 Skipped: 6



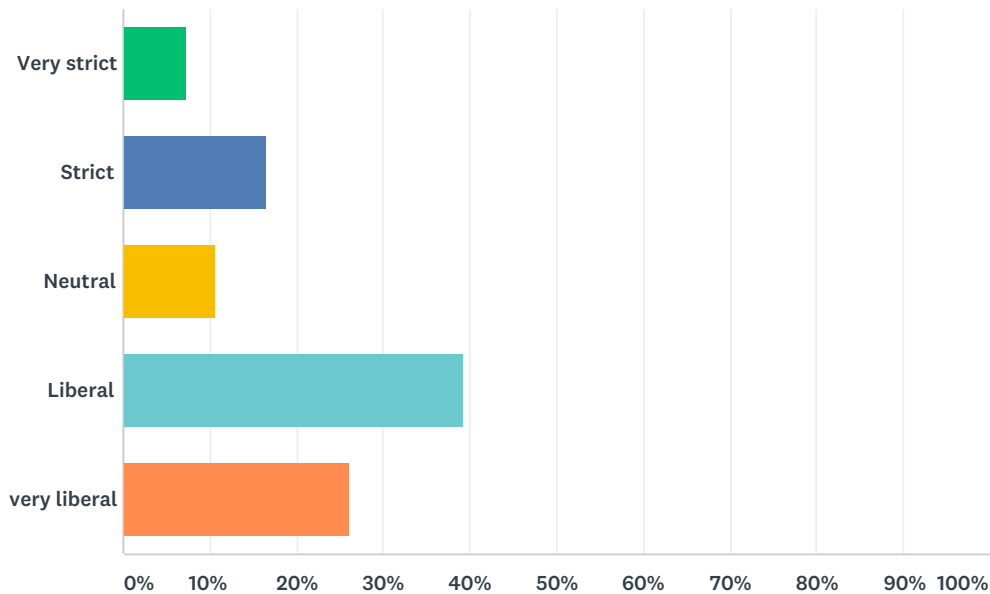
Survey on the Law and Practice of Arbitration in the Americas



	0	1-25%	26-50%	51-75%	76-100%	TOTAL
The parties settled before the tribunal delivered a decision on the issue.	66.22% 49	27.03% 20	4.05% 3	0.00% 0	2.70% 2	74
The arbitral tribunal declined jurisdiction because of a finding that no valid arbitration agreement existed.	69.44% 50	26.39% 19	2.78% 2	0.00% 0	1.39% 1	72
The arbitral tribunal accepted jurisdiction because of a finding that a valid arbitration agreement existed.	23.38% 18	15.58% 12	11.69% 9	7.79% 6	41.56% 32	77
The arbitration was terminated on some other ground, or the tribunal has not yet issued its decision on the matter.	62.16% 46	27.03% 20	6.76% 5	2.70% 2	1.35% 1	74

Q27 How would you describe the strictness of the courts of your Country in interpreting the validity of arbitration agreements? Note: For the purposes of this question, a “very strict” court will hold arbitration agreements invalid if they include even minor technical problems. A “very liberal” court will hold arbitration agreements to be valid despite clear formal errors, so long as it is clear that consent to arbitrate in some form exists.

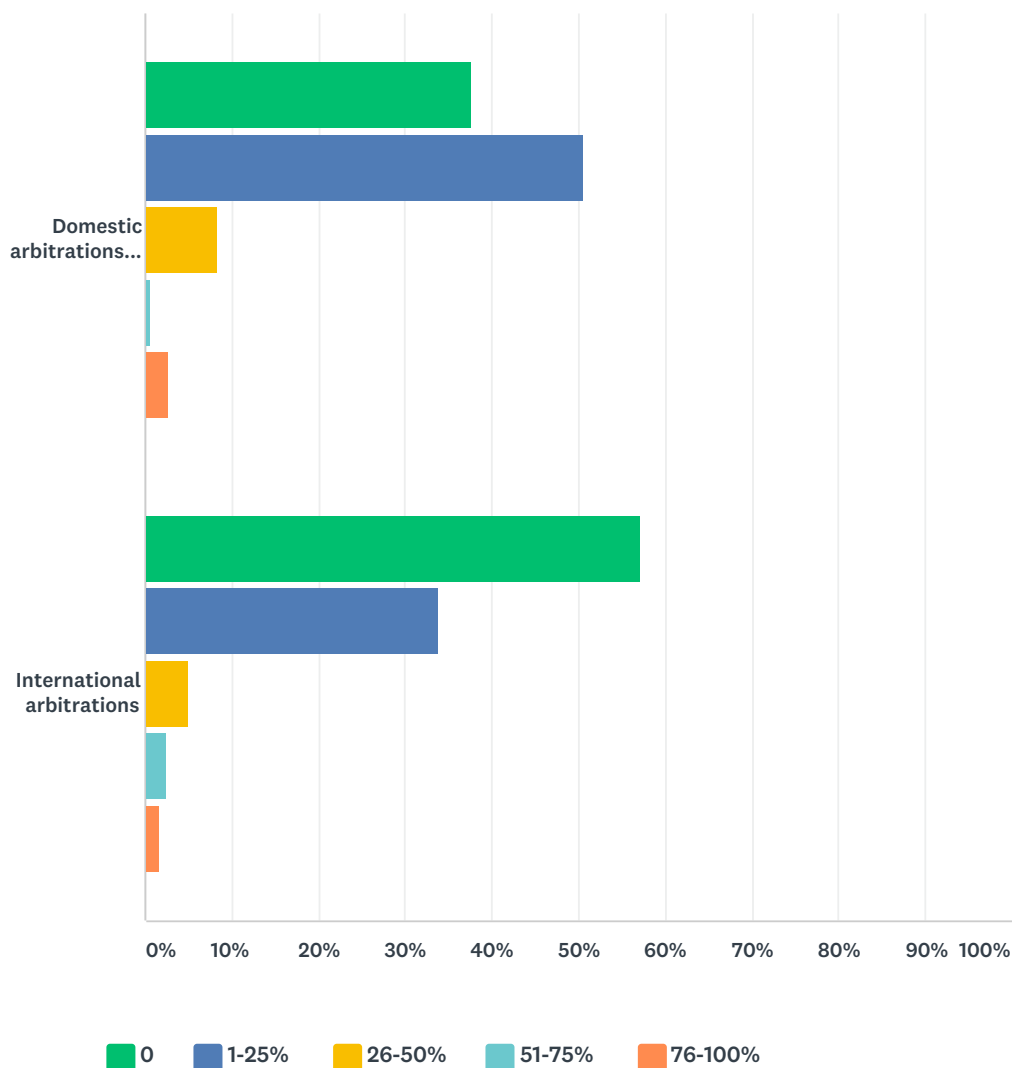
Answered: 206 Skipped: 6



ANSWER CHOICES	RESPONSES	
Very strict	7.28%	15
Strict	16.50%	34
Neutral	10.68%	22
Liberal	39.32%	81
very liberal	26.21%	54
TOTAL		206

Q28 In what percentage of the arbitrations on which you have worked over the past 5 years was a challenge made to the jurisdiction of the arbitral tribunal based on the scope of the arbitration agreement? Note: This question includes any challenge that would require the tribunal to decline jurisdiction over all or part of the claim submitted to arbitration despite the existence of a valid arbitration agreement. It includes, therefore, challenges alleging that an existing arbitration agreement does not cover the specific subject matter under dispute; challenges on any other ground that would require the tribunal to fully or partially decline jurisdiction despite the existence of a valid arbitration agreement. Select n/a if you did not work on any relevant (i.e. domestic/international) arbitrations in this period.

Answered: 201 Skipped: 11



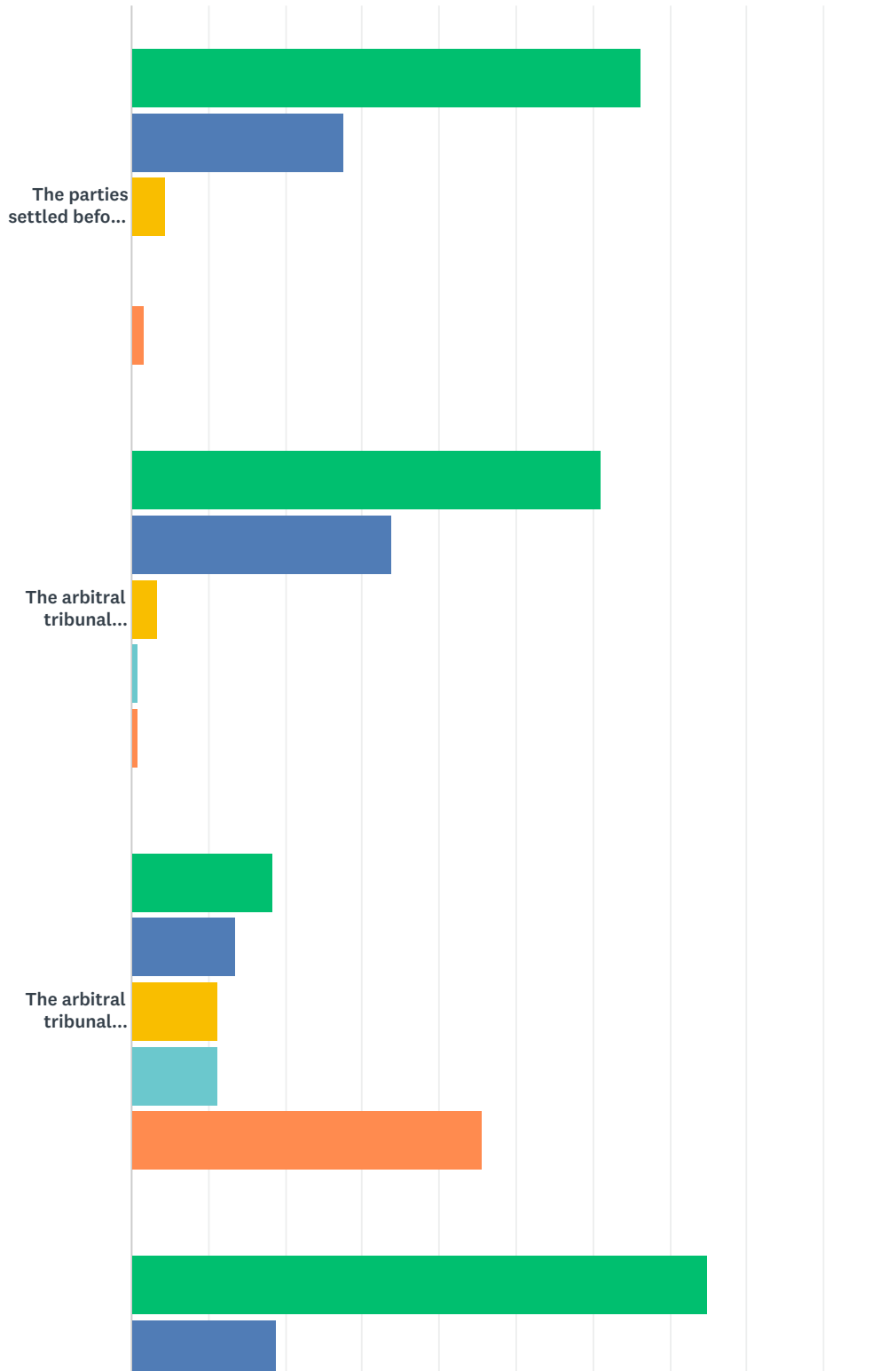
	0	1-25%	26-50%	51-75%	76-100%	TOTAL

Survey on the Law and Practice of Arbitration in the Americas

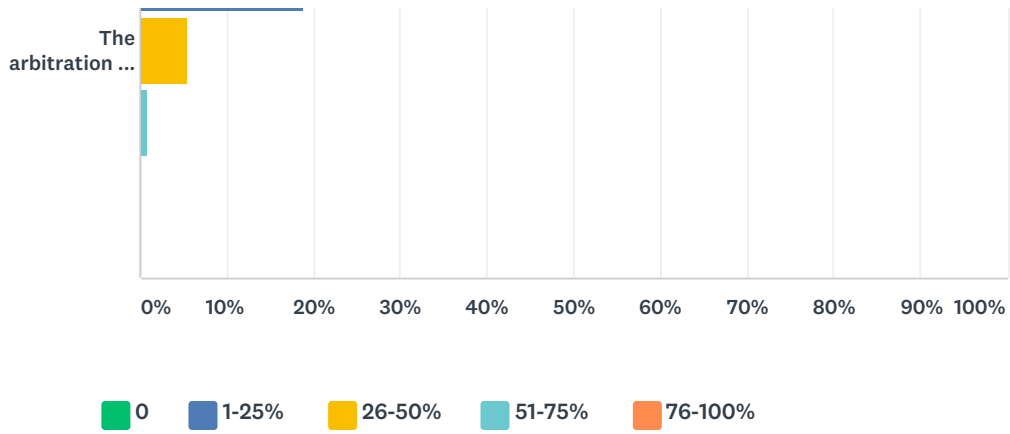
Domestic arbitrations seated in your Country	37.64% 67	50.56% 90	8.43% 15	0.56% 1	2.81% 5	178
International arbitrations	57.02% 69	33.88% 41	4.96% 6	2.48% 3	1.65% 2	121

Q29 In what percentage of those domestic arbitrations in which a challenge was made to the jurisdiction of the arbitral tribunal did the following occur? Note: Select n/a if you entered 0 for domestic arbitrations in the preceding question.

Answered: 201 Skipped: 11



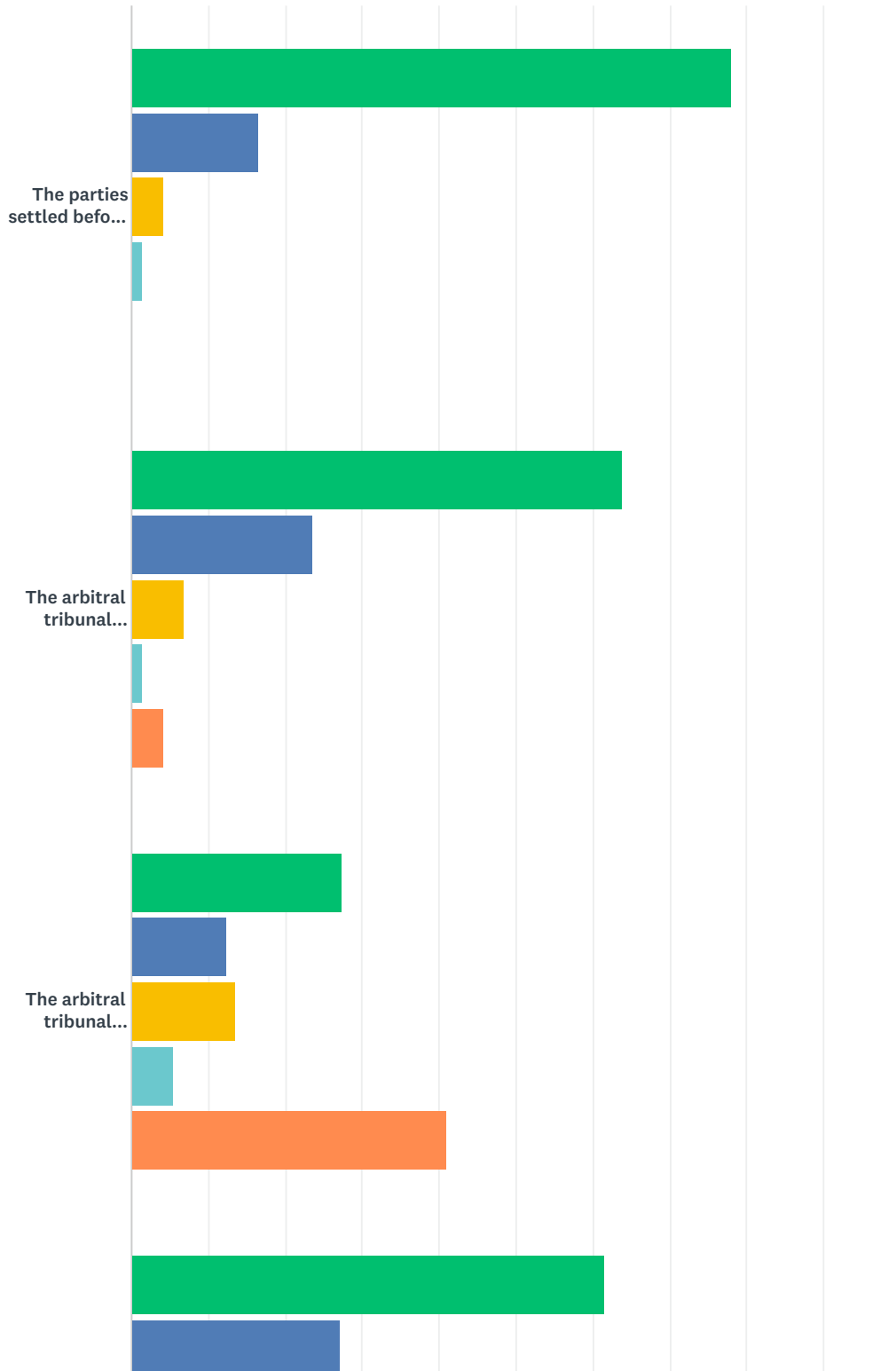
Survey on the Law and Practice of Arbitration in the Americas



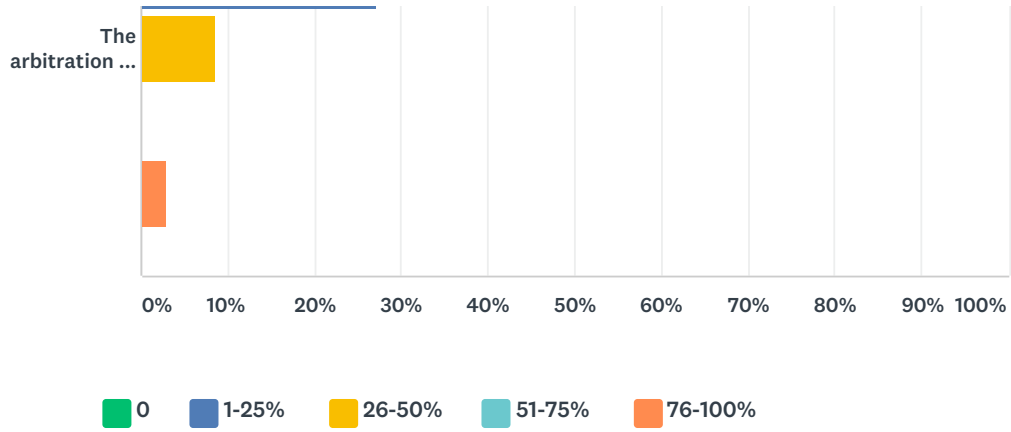
	0	1-25%	26-50%	51-75%	76-100%	TOTAL
The parties settled before the tribunal delivered a decision on the issue.	66.38% 77	27.59% 32	4.31% 5	0.00% 0	1.72% 2	116
The arbitral tribunal declined jurisdiction over at least one element of the claim.	61.16% 74	33.88% 41	3.31% 4	0.83% 1	0.83% 1	121
The arbitral tribunal accepted jurisdiction over all elements of the claim.	18.40% 23	13.60% 17	11.20% 14	11.20% 14	45.60% 57	125
The arbitration was terminated on some other ground, or the tribunal has not yet issued its decision on the matter.	75.00% 84	18.75% 21	5.36% 6	0.89% 1	0.00% 0	112

Q30 In what percentage of those international arbitrations in which a challenge was made to the jurisdiction of the arbitral tribunal did the following occur? Note: Select n/a if you entered 0 for international arbitrations in the first question on this page.

Answered: 201 Skipped: 11



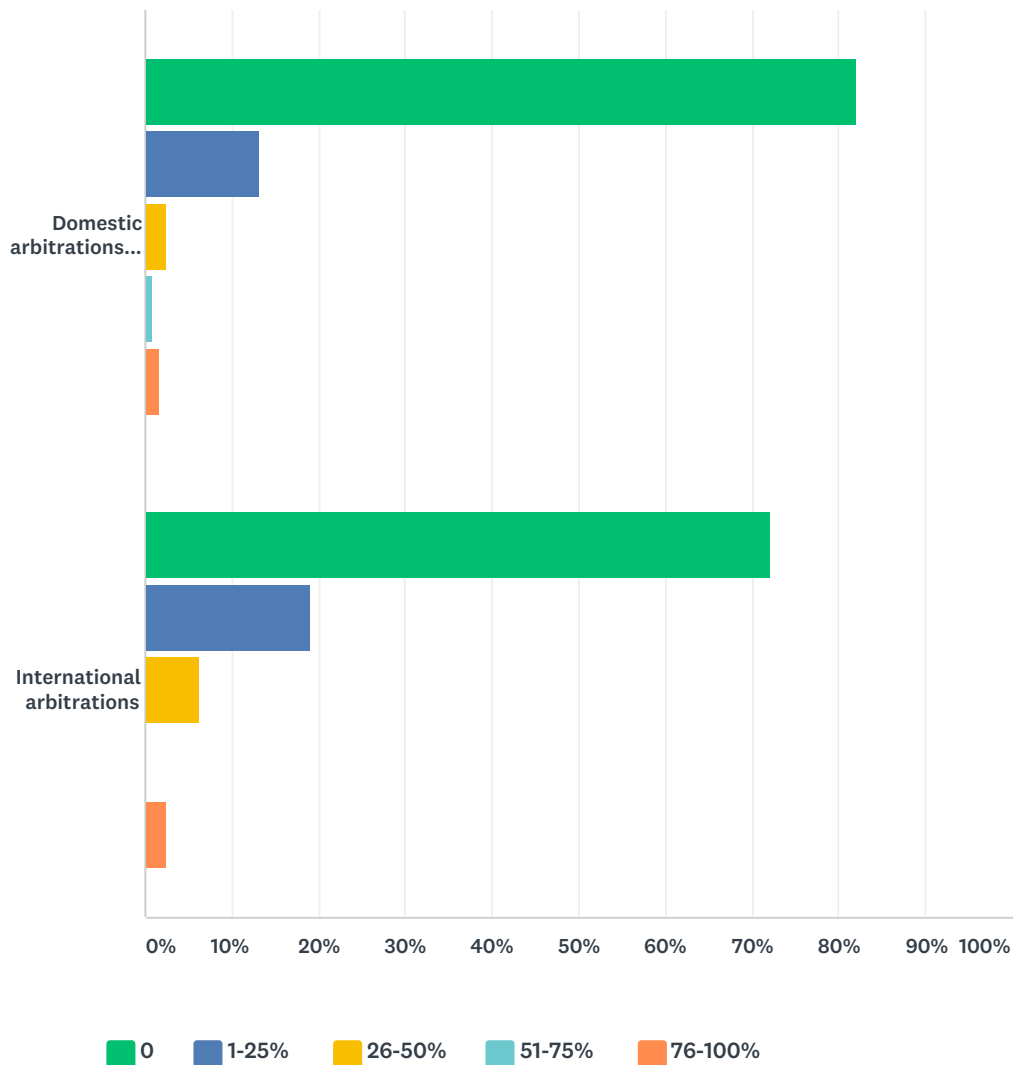
Survey on the Law and Practice of Arbitration in the Americas



	0	1-25%	26-50%	51-75%	76-100%	TOTAL
The parties settled before the tribunal delivered a decision on the issue.	78.08% 57	16.44% 12	4.11% 3	1.37% 1	0.00% 0	73
The arbitral tribunal declined jurisdiction over at least one element of the claim.	63.89% 46	23.61% 17	6.94% 5	1.39% 1	4.17% 3	72
The arbitral tribunal accepted jurisdiction over all elements of the claim.	27.40% 20	12.33% 9	13.70% 10	5.48% 4	41.10% 30	73
The arbitration was terminated on some other ground, or the tribunal has not yet issued its decision on the matter.	61.43% 43	27.14% 19	8.57% 6	0.00% 0	2.86% 2	70

Q31 In what percentage of those arbitrations in which a challenge was made to the jurisdiction of the arbitral tribunal alleging that the tribunal had no jurisdiction at all did the arbitral tribunal fully decline jurisdiction?
 Note: Select n/a for a category if you entered 0 for that category in the first question on this page.

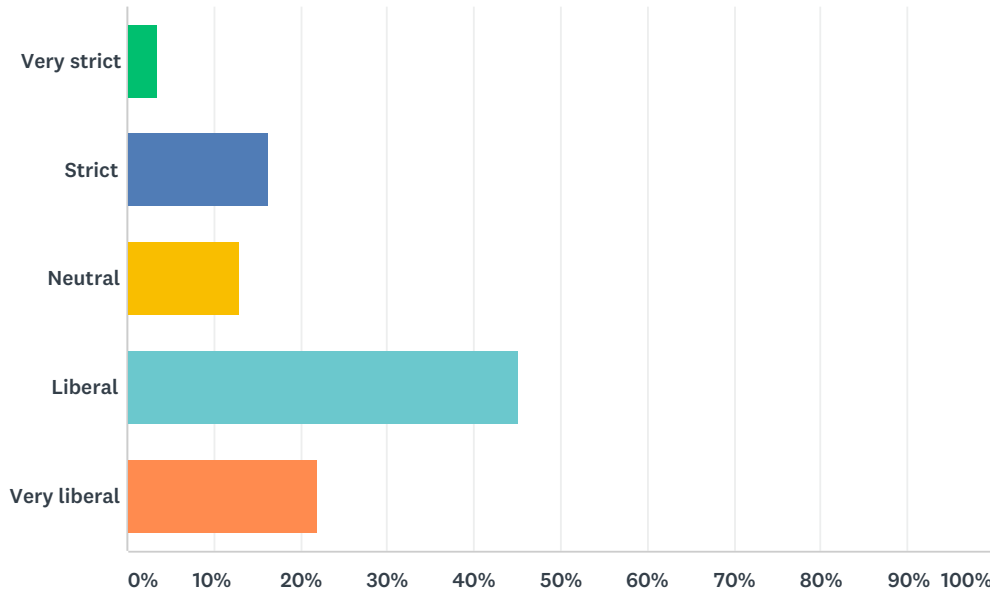
Answered: 201 Skipped: 11



	0	1-25%	26-50%	51-75%	76-100%	TOTAL
Domestic arbitrations seated in your Country	81.97% 100	13.11% 16	2.46% 3	0.82% 1	1.64% 2	122
International arbitrations	72.15% 57	18.99% 15	6.33% 5	0.00% 0	2.53% 2	79

Q32 How would you describe the strictness of the courts of your Country in interpreting the scope of arbitration agreements? Note: For the purposes of this question, a “very strict” court will interpret the scope of an arbitration agreement to be as narrow as the language allows. A “very liberal” court will interpret the scope of an arbitration agreement as broadly as the language allows.

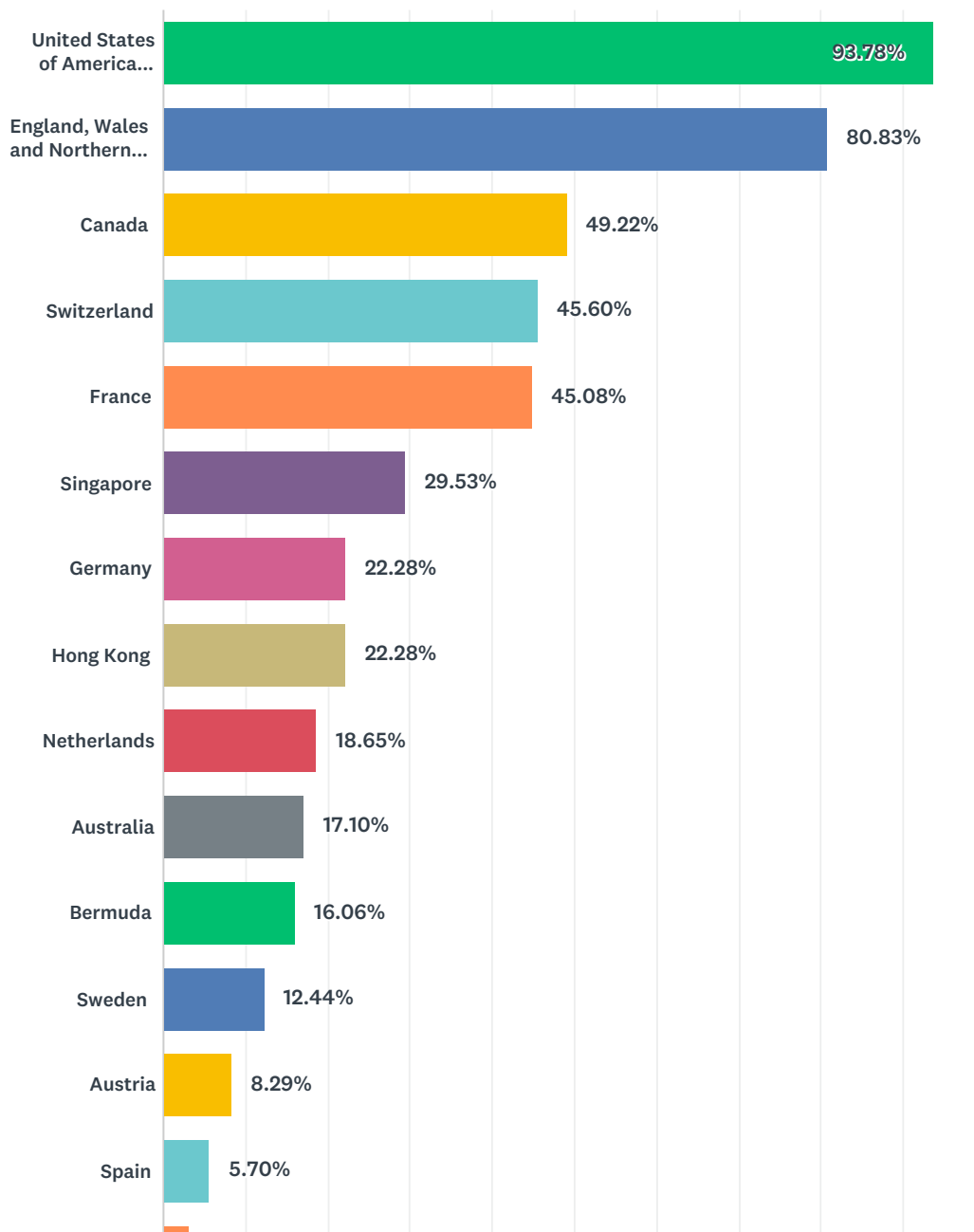
Answered: 201 Skipped: 11



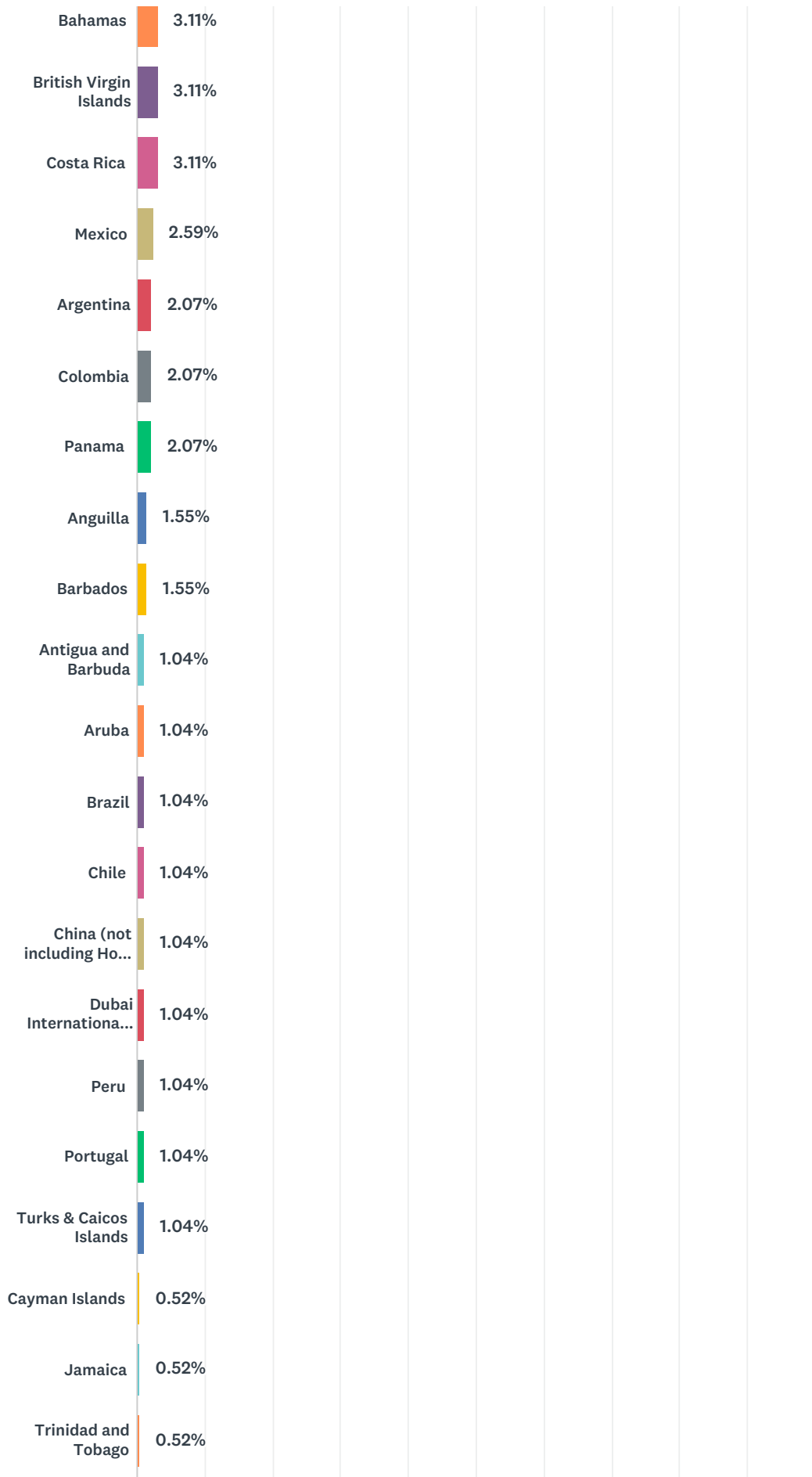
ANSWER CHOICES	RESPONSES	
Very strict	3.48%	7
Strict	16.42%	33
Neutral	12.94%	26
Liberal	45.27%	91
Very liberal	21.89%	44
TOTAL		201

Q33 You are advising a party on the drafting of a post-dispute arbitration agreement for what will qualify as an "international" arbitration under the law of your Country. From the list below, select the top 5 Countries that you would recommend as the seat of the arbitration. The list includes all Countries in the Americas, as well as certain major arbitration jurisdictions around the world. Please specify in the text box below a city for each jurisdiction chosen. Note: This question specifically excludes agreements involving consumers and agreements involving Countries acting in their capacity as sovereigns.

Answered: 193 Skipped: 19



Survey on the Law and Practice of Arbitration in the Americas



Survey on the Law and Practice of Arbitration in the Americas



Survey on the Law and Practice of Arbitration in the Americas



ANSWER CHOICES	RESPONSES	
United States of America (incl. Puerto Rico and the United States Virgin Islands)	93.78%	181
England, Wales and Northern Ireland	80.83%	156
Canada	49.22%	95
Switzerland	45.60%	88
France	45.08%	87
Singapore	29.53%	57
Germany	22.28%	43
Hong Kong	22.28%	43
Netherlands	18.65%	36
Australia	17.10%	33
Bermuda	16.06%	31

Survey on the Law and Practice of Arbitration in the Americas

Sweden	12.44%	24
Austria	8.29%	16
Spain	5.70%	11
Bahamas	3.11%	6
British Virgin Islands	3.11%	6
Costa Rica	3.11%	6
Mexico	2.59%	5
Argentina	2.07%	4
Colombia	2.07%	4
Panama	2.07%	4
Anguilla	1.55%	3
Barbados	1.55%	3
Antigua and Barbuda	1.04%	2
Aruba	1.04%	2
Brazil	1.04%	2
Chile	1.04%	2
China (not including Hong Kong)	1.04%	2
Dubai International Financial Centre	1.04%	2
Peru	1.04%	2
Portugal	1.04%	2
Turks & Caicos Islands	1.04%	2
Cayman Islands	0.52%	1
Jamaica	0.52%	1
Trinidad and Tobago	0.52%	1
Uruguay	0.52%	1
Venezuela	0.52%	1
Belize	0.00%	0
Bolivia	0.00%	0
Caribbean Netherlands (Bonaire, Sint Eustatius, Saba)	0.00%	0
Cuba	0.00%	0
Curaçao	0.00%	0
Dominica	0.00%	0
Dominican Republic	0.00%	0
Ecuador	0.00%	0
Egypt	0.00%	0

Survey on the Law and Practice of Arbitration in the Americas

El Salvador	0.00%	0
Falkland Islands	0.00%	0
French Guiana	0.00%	0
Greenland	0.00%	0
Grenada	0.00%	0
Guadeloupe	0.00%	0
Guatemala	0.00%	0
Guyana	0.00%	0
Haiti	0.00%	0
Honduras	0.00%	0
Martinique	0.00%	0
Montserrat	0.00%	0
Nicaragua	0.00%	0
Paraguay	0.00%	0
Saint Barthélemy	0.00%	0
Saint Kitts & Nevis	0.00%	0
Saint Lucia	0.00%	0
Saint Martin	0.00%	0
Saint Pierre and Miquelon	0.00%	0
Saint Vincent & the Grenadines	0.00%	0
Sint Maarten	0.00%	0
Suriname	0.00%	0
Total Respondents: 193		

#	PLEASE SPECIFY A CITY FOR EACH JURISDICTION CHOSEN	DATE
1	London, England Paris, France Geneva, Switzerland Stockholm, Sweden New York, USA	4/20/2017 3:42 PM
2	London, Hong Kong, Vancouver, San Francisco, and Singapore	4/20/2017 3:39 PM
3	New York London Toronto Stockholm The Hague	4/20/2017 3:17 PM
4	London Paris Singapore Geneva Washington	4/20/2017 2:23 PM
5	Brazil: Rio, Sao Paulo Canada: Toronto, Montreal, Vancouver England: London US: New York, Washington	4/18/2017 1:24 PM
6	Toronto, London, Singapore, Stockholm, Chicago	4/18/2017 1:14 PM
7	Toronto London Paris Zurich Atlanta	4/18/2017 1:13 PM
8	Sidney, Australia Vancouver, Canada London, England Gottenburg, Sweden San Francisco, California	4/18/2017 12:52 PM
9	Santiago, Hong Kong, Paris, Geneva, New York	9/13/2016 1:54 AM
10	London Paris Geneva Hong Kong Houston	9/11/2016 7:55 PM
11	London Paris The Hague Singapore Zurich	9/10/2016 9:57 PM

Survey on the Law and Practice of Arbitration in the Americas

12	Hamilton, Bd. London, England Paris, France Geneva, Switzerland New York.	9/9/2016 11:40 PM
13	London Paris Stockholm Geneva New York	9/9/2016 2:35 PM
14	Paris, London, Singapore, NY, Geneva	9/9/2016 1:03 PM
15	Netherlands: The Hague USA: New York/Houston Switzerland: Zurich (except for sovereigns) Singapore: Singapore France: Paris (except for sovereigns)	9/6/2016 1:14 PM
16	New York or San Francisco or Honolulu London Sao Paulo	9/5/2016 10:19 PM
17	London, Dallas, TX, and Toronto, Canada (I am surprised you did not list Ireland. Dunlin would be a good location. Ireland is friendly to arbitration.)	9/5/2016 6:30 PM
18	Paris Geneva Stockholm Singapore Vienna	9/5/2016 6:25 PM
19	Paris Singapore Stockholm Geneva New York	9/5/2016 4:28 PM
20	London New York Paris Amsterdam Singapore	9/3/2016 5:43 PM
21	Hamilton, Bermuda Paris, France Berlin, Germany Montreal, Canada Stockholm, Sweden	8/31/2016 7:08 PM
22	Paris Berlin Hong Kong Geneva Portland, ME	8/31/2016 6:55 PM
23	London, Berlin, Paris, Madrid,Amsterdam	8/31/2016 6:41 PM
24	London New York Sidney Panama City Hamilton	8/31/2016 5:26 PM
25	Boston, London, Geneva, Frankfurt, Paris	8/31/2016 5:22 PM
26	Portland, Oregon Vancouver, B.C. Sydney London Amsterdam	8/30/2016 9:32 PM
27	Toronto Canada Zurich Switzerland Dallas Texas USA London	8/24/2016 11:52 PM
28	I have not advised on any of these.	8/20/2016 7:44 PM
29	New York London Toronto Sydney Singapore	8/19/2016 3:53 PM
30	London, Paris, Geneva, New York, Singapore	8/17/2016 11:40 PM
31	Vienna, Hamilton,Toronto,Paris, Minneapolis	8/17/2016 10:23 PM
32	Sydney, Tortola,Hamilton, London, New York,Chicago	8/17/2016 6:38 PM
33	Houston Toronto Hong Kong London Frankfurt	8/17/2016 5:35 PM
34	Hamilton Toronto London Paris Philadelphia	8/16/2016 7:15 PM
35	I have no experience with this and so this response should be invalidated	8/16/2016 6:29 PM
36	I don't know - you wouldn't let me skip this question, so I answered randomly	8/16/2016 5:00 PM
37	London, Paris, Frankfurt, Geneva, New York	8/16/2016 4:57 PM
38	London, Paris, New York, Singapore, Sydney	8/16/2016 4:39 PM
39	New York	8/16/2016 3:42 PM
40	London, Zurich, any US city	8/15/2016 8:22 PM
41	Paris, London,,Panama City,Madrid, Miami	8/15/2016 7:07 PM
42	US New York Mexico-Mexico City Canada-Toronto Germany-Berlin England-London	8/15/2016 6:29 PM
43	Miami, Florida Panama City Montreal, Quebec Mexico City, Mexico San Jose, Costa Rica	8/15/2016 5:53 PM
44	Hamilton, Bermuda Toronto, Canada London, England Hong Kong New York USA	8/15/2016 1:31 PM
45	Georgetown; London; Toronto; Chicago	8/12/2016 6:55 PM
46	New York, Geneva, Paris, London, Toronto	8/12/2016 2:11 PM
47	Sydney Calgary London Barcelona Seattle	8/11/2016 5:52 PM
48	London, Hong Kong, Singapore, geneva and New York	8/11/2016 4:21 PM
49	London Paris New York Zurich Hamilton	8/11/2016 3:12 PM
50	New York, NY London, England Hamilton, Bermuda Bonn, Germany	8/10/2016 8:27 PM

Survey on the Law and Practice of Arbitration in the Americas

51	Denver New York	8/10/2016 6:55 PM
52	NY, London, Toronto, Paris, Basel	8/10/2016 3:20 PM
53	London, Jackson, MS	8/10/2016 2:59 PM
54	Paris London Hong Kong Vancouver	8/8/2016 7:47 PM
55	Hamilton, Bermuda Kansas City, Missouri, USA Vienna, Austria Berlin, Germany London, England	8/5/2016 4:22 PM
56	London Paris Vienna Geneva New York	8/4/2016 8:54 PM
57	US: Miami England: London Singapore: Singapore France: Paris Switzerland: Geneva	8/4/2016 12:46 AM
58	Toronto, London, Paris, The Hague, New York, Chicago, Los Angeles	8/2/2016 11:27 PM
59	London Paris Stockholm Geneva Atlanta	8/2/2016 5:31 PM
60	USA: New York France: Paris Spain: Madrid Colombia: Bogotá Costa Rica: San José	8/1/2016 8:28 AM
61	Paris Geneva New York Stockholm Singapore	7/31/2016 4:34 PM
62	Toronto; Singapore; New York; London; Paris	7/29/2016 6:19 PM
63	Sydney, Toronto or Vancouver, London, Singapore, New York	7/21/2016 9:46 PM
64	Sydney London Singapore Zurich New York or Washington DC	7/21/2016 6:04 PM
65	Toronto London Hong Kong Singapore New York	7/21/2016 1:56 AM
66	Canada--Vancouver England--London US--Seattle/Anchorage Germany--Frankfurt Hong Kong	7/20/2016 8:54 PM
67	England - London France - Paris Singapore - Singapore City Switzerland - Geneva or Zurich USA - NY, Miami, Houston or Washington DC	7/20/2016 12:35 AM
68	London; Berlin; Amsterdam; Geneva; Chicago	7/19/2016 7:30 PM
69	New York, London, Paris, Amsterdam, Geneva	7/19/2016 4:45 PM
70	New York, London, Paris, Geneva, The Hague.	7/18/2016 10:36 PM
71	Toronto Canada Washington DC USA Bogota Colombia Stockholm Sweden Singapore	7/18/2016 2:45 PM
72	New York Beijing London Paris Hong Kong	6/15/2016 6:47 PM
73	Toronto New York London Paris Frankfurt	5/12/2016 6:38 PM
74	Montreal Dallas Boise London Terra Del Fiego	5/11/2016 7:04 PM
75	Geneva London Paris New York Washington, DC Hong Kong	5/9/2016 4:23 PM
76	Washington D.C., Ontario, London, Oslo, Paris	5/7/2016 3:13 PM
77	New York London Paris	4/22/2016 9:21 PM
78	Geneva or Zurich Washington, DC, New York City, Atlanta, Houston Paris Vienna Frankfurt	4/18/2016 5:31 PM
79	Toronto, London, Paris, Frankfurt, New York	4/14/2016 8:36 PM
80	London, Paris, Zurich, New York, Sidney	4/13/2016 8:19 PM
81	US: New York, Washington, Houston, Miami UK: London France: Paris Canada: Vancouver Singapore: Singapore	4/11/2016 6:14 PM
82	Syndney Toronto Dubai London Chicago	4/10/2016 4:54 PM
83	Miami Toronto Vienna Paris London	4/10/2016 11:36 AM
84	miami, Toronto, Nassau, London, Hague	4/9/2016 5:07 AM
85	Toronto, London, Paris, Geneva, Miami I would include Dublin, Ireland in the top 5, probably in place of either Toronto or Paris	4/8/2016 4:54 AM
86	London, Paris *	4/8/2016 4:03 AM
87	Montreal, Canada London, England (Hong Kong) Barcelona, Spain New York City, USA	4/7/2016 11:29 PM
88	toronto	4/7/2016 10:39 PM
89	Hamilton, London, Berlin, Zurich, New York	4/7/2016 9:59 PM

Survey on the Law and Practice of Arbitration in the Americas

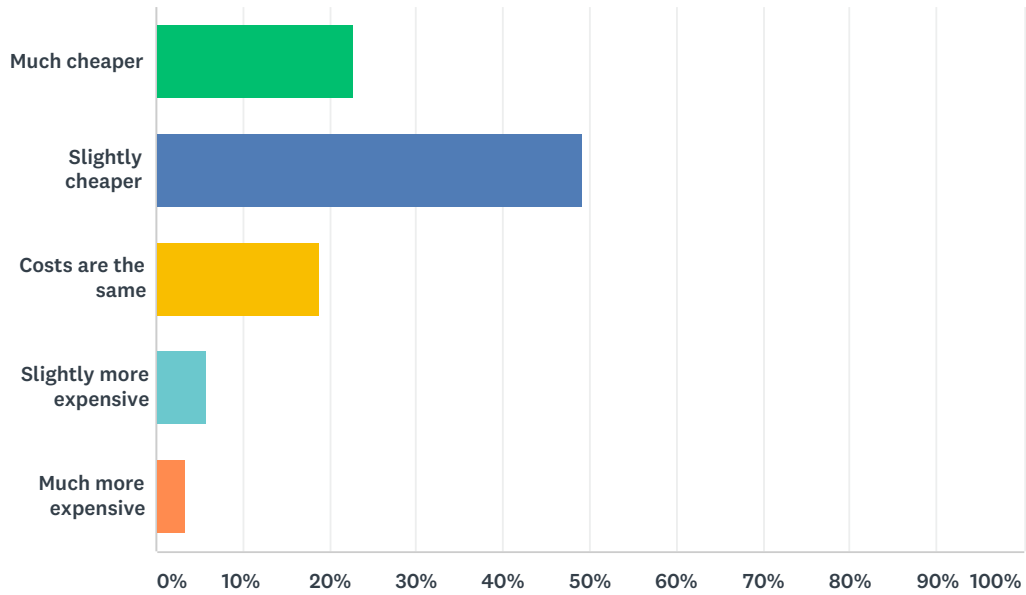
90	New York, New York	4/7/2016 8:59 PM
91	U.K., London France, Paris Switzerland, Geneva Turks & Caicos U.S. Houston, Dallas, Miami, New York	4/7/2016 8:57 PM
92	Toronto London Amsterdam Zurich New York	4/7/2016 6:24 PM
93	London, Frankfurt, Paris, Hong Kong, Mexico City	4/7/2016 4:16 PM
94	I really can't say, as I have only experienced arbitration in Delaware.	4/7/2016 4:08 PM
95	Southampton, Toronto, London, Singapore, New York	4/7/2016 2:35 PM
96	London, France, Singapore, Hong Kong, Geneva	4/6/2016 7:46 PM
97	Toronto, Paris, London, Atlanta	4/6/2016 4:23 PM
98	Bogota San Jose Paris Lima Miami	4/6/2016 3:50 PM
99	New York London Hamilton Toronto Singapore	4/6/2016 9:02 AM
100	No experience with this	4/6/2016 12:03 AM
101	London Panama City Lima Madrid Miami	4/5/2016 11:44 PM
102	Santiago San Jose London Hong Kong Miami, Atlanta, New York, Dallas, Los Angeles, San Francisco	4/5/2016 11:31 PM
103	Los Angeles, New York, Hong Kong, Singapore, Paris	4/5/2016 2:15 AM
104	San Antonio Amsterdam Hong Kong Munich London	4/5/2016 12:33 AM
105	USA: New York England: London France: Paris Sweden: Stockholm Hong Kong: Hong Kong	4/4/2016 11:23 PM
106	vienna, london, NY, Singapore, Geneva	4/4/2016 10:09 PM
107	Toronto London Amsterdam Singapore Minneapolis	4/4/2016 9:16 PM
108	London Paris The Hague Geneva New York	4/4/2016 9:11 PM
109	New York Paris London Geneva Hong Kong	4/4/2016 8:25 PM
110	Perth Vancouver London Barcelona San Francisco	4/4/2016 6:48 PM
111	Ontario, London, Paris, Berlin, Chicago	4/4/2016 5:44 PM
112	London, Paris, New York City	4/4/2016 4:51 PM
113	London, Paris, Stockholm, Geneva, New York City	4/4/2016 5:38 AM
114	Austria - Vienna; Canada - Vancouver; Switzerland - Geneva; USA - many major cities, in my experience Minneapolis is a good choice; Barbados - Bridgetown	4/4/2016 4:13 AM
115	Had little basis to select 5. No basis to select cities.	4/3/2016 7:19 PM
116	I have no experience in international arbitration so these and some of the following choices are just guesses	4/3/2016 3:09 PM
117	This is a silly question, because much depends on the parties involved and the nature of the dispute	4/3/2016 1:34 AM
118	Atlanta. London. Geneva, Paris, Hamilton	4/2/2016 6:17 PM
119	California, Paris, Hamberg, London, Vancouver	4/2/2016 6:57 AM
120	Atlanta, Hong Kong London Singapore Zurich	4/2/2016 4:45 AM
121	Toronto London Paris Geneva New York	4/2/2016 3:12 AM
122	Toronto London Stockholm Seattle	4/2/2016 2:07 AM
123	Sydney, Toronto, London, Paris, New York	4/2/2016 1:52 AM
124	London Paris Singapore Stockholm Geneva	4/2/2016 12:58 AM
125	London Paris Munich Amsterdam Stockholm	4/2/2016 12:57 AM
126	New York, Singapore, London, Paris, Geneva,	4/2/2016 12:56 AM

Survey on the Law and Practice of Arbitration in the Americas

127	London, New York, Geneva, Singapore, Bogota	4/2/2016 12:56 AM
128	United States (NY or FL) Australia (Melbourne) Singapore (Singapore) Switzerland (Geneva) Portugal (Lisboa)	4/2/2016 12:53 AM
129	San Francisco New York (if Europe related) London (if Europe related) Vancouver Singapore (if Asia related) Hong Kong (if Asia related)	4/2/2016 12:27 AM
130	Canada - Toronto England - London Hong Kong - Hong Kong Netherlands - Amsterdam USA - New York Israel should be on this list, with site in Tel Aviv	4/1/2016 11:21 PM
131	new york hong kong toronto zurich london	4/1/2016 9:27 PM
132	London, Paris, Singapore, Hong Kong, New York	4/1/2016 9:05 PM
133	New York London Hong Kong Zurich The Hague	4/1/2016 8:35 PM
134	New York London Vancouver	4/1/2016 8:26 PM
135	Ontario London Berlin Zurich Houston	4/1/2016 8:24 PM
136	Canada- Toronto England - London Austria- Vienna Singapore-Singapore USA- Washington DC	4/1/2016 8:04 PM
137	New York, London, Singapore, Stockholm, Geneva	4/1/2016 6:16 PM
138	Argentina - Buenos Aires; US - New York, NY; England - London	4/1/2016 6:04 PM
139	I have no idea how to answer this question. I have no relevant experience.	4/1/2016 5:29 PM
140	USA-New York, Canada-Toronto, Netherlands-Amsterdam, Germany-Bonn, England-London	4/1/2016 4:43 PM
141	I do no international arbitration. This question is meaningless to me, and you should have provided a way for me to skip it. Ignore my choices.	4/1/2016 4:40 PM
142	Chicago; Vienna, Berlin, Hong Kong, Sidney	4/1/2016 4:23 PM
143	Toronto, Canada London, England New York, New York USA	4/1/2016 3:59 PM
144	Ottawa Stockholm Dallas-Fort Worth Frankfort Brisbane	4/1/2016 3:25 PM
145	Hong Kong - Hong Kong Jamaica - Freeport United States - New York City England - London Germany - Bonn	4/1/2016 2:57 PM
146	Vienna Paris Frankfurt Basel New York	4/1/2016 1:26 PM

Q34 Is arbitrating a dispute in your Country generally cheaper or more expensive than litigating the same dispute in the courts of your Country?

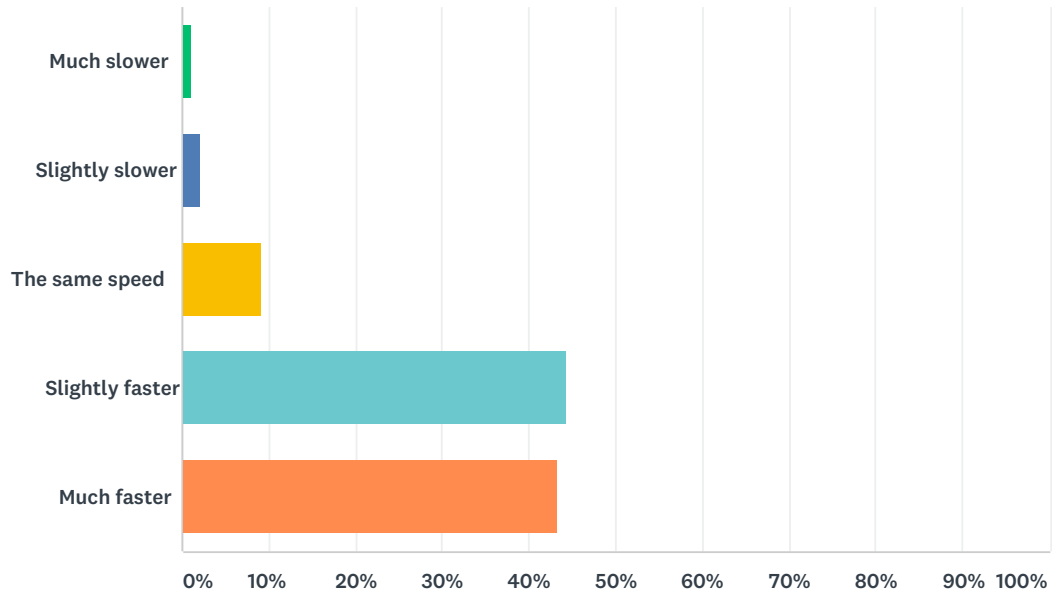
Answered: 185 Skipped: 27



ANSWER CHOICES	RESPONSES	
Much cheaper	22.70%	42
Slightly cheaper	49.19%	91
Costs are the same	18.92%	35
Slightly more expensive	5.95%	11
Much more expensive	3.24%	6
TOTAL		185

Q35 Is arbitrating a dispute in your Country generally faster or slower than litigating the same dispute in the courts of your Country?

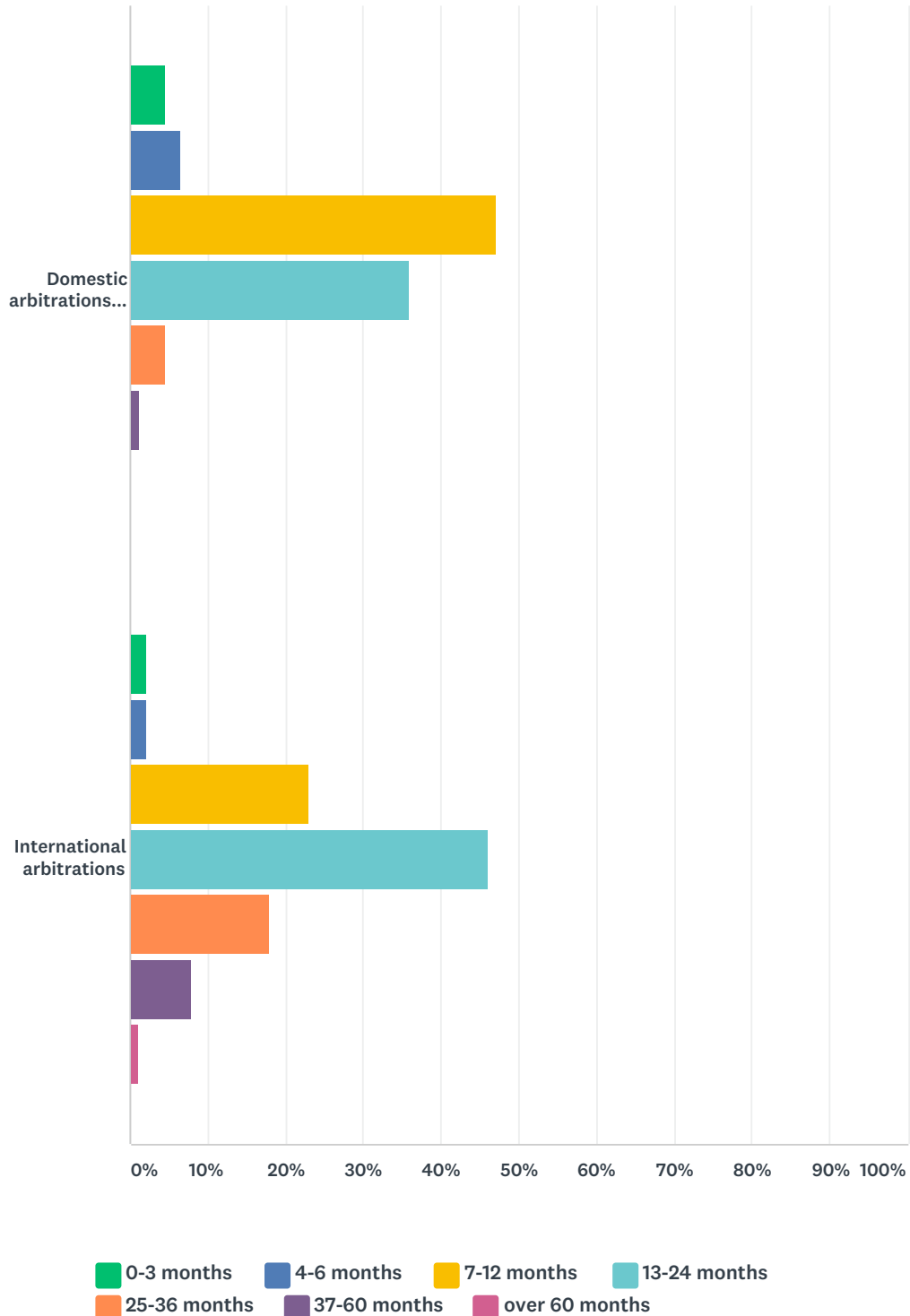
Answered: 185 Skipped: 27



ANSWER CHOICES	RESPONSES
Much slower	1.08% 2
Slightly slower	2.16% 4
The same speed	9.19% 17
Slightly faster	44.32% 82
Much faster	43.24% 80
TOTAL	185

Q36 Of the arbitrations on which you worked over the past 5 years, what was the average length of time between the initial request for arbitration and delivery of the final award? Note: Select n/a if you did not work on any relevant (i.e. domestic/international) arbitrations in this period.

Answered: 185 Skipped: 27

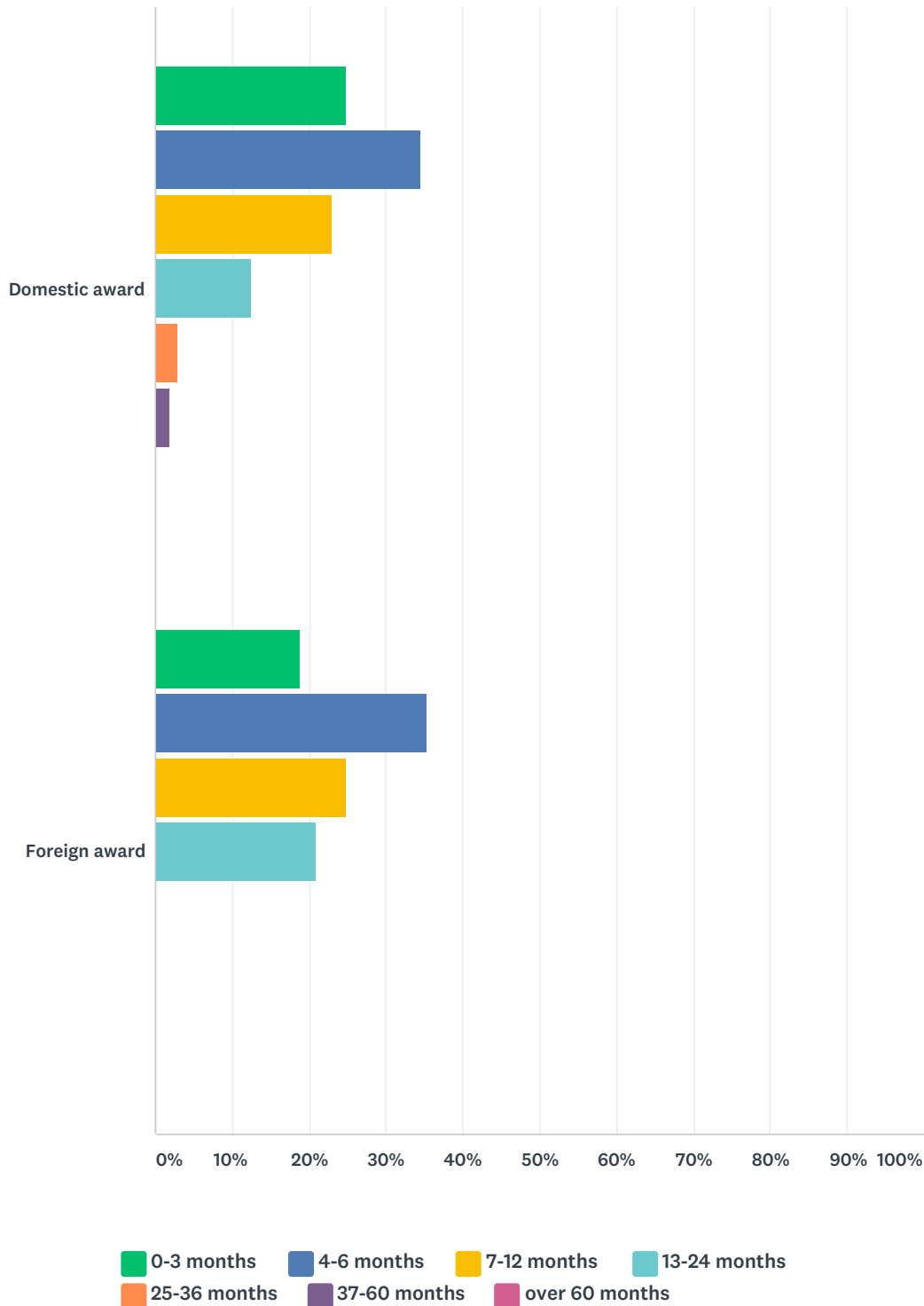


Survey on the Law and Practice of Arbitration in the Americas

	0-3 MONTHS	4-6 MONTHS	7-12 MONTHS	13-24 MONTHS	25-36 MONTHS	37-60 MONTHS	OVER 60 MONTHS	TOTAL
Domestic arbitrations seated in your Country	4.71% 8	6.47% 11	47.06% 80	35.88% 61	4.71% 8	1.18% 2	0.00% 0	170
International arbitrations	2.00% 2	2.00% 2	23.00% 23	46.00% 46	18.00% 18	8.00% 8	1.00% 1	100

Q37 Of the actions to enforce an arbitration award in the courts of your Country on which you worked in the past 5 years, what was the average length of time between the filing of the first documents with the court and the delivery of the court's decision? Note: Select n/a if you did not work on any relevant (i.e. domestic/foreign) proceedings in this period.

Answered: 185 Skipped: 27

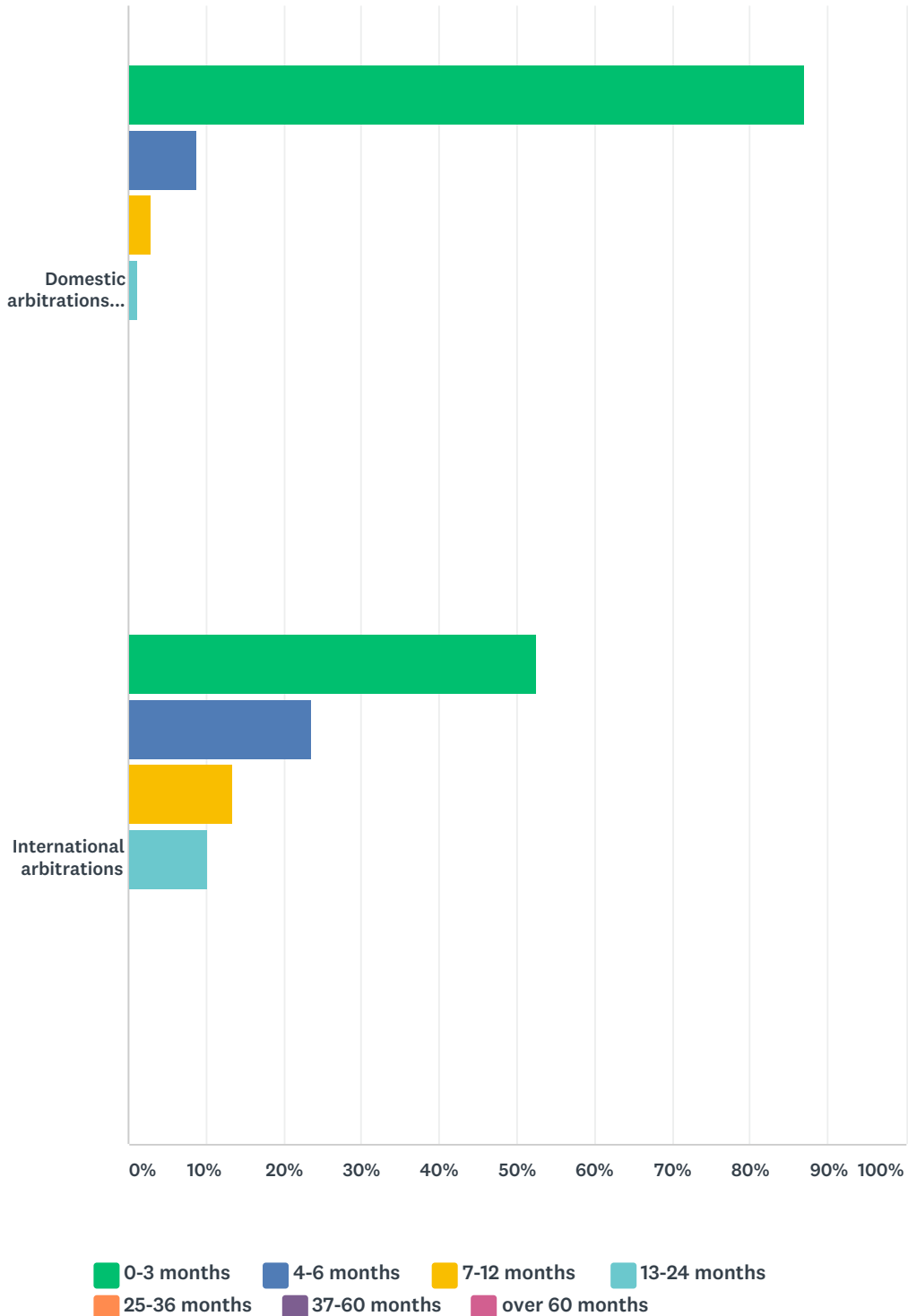


Survey on the Law and Practice of Arbitration in the Americas

	0-3 MONTHS	4-6 MONTHS	7-12 MONTHS	13-24 MONTHS	25-36 MONTHS	37-60 MONTHS	OVER 60 MONTHS	TOTAL
Domestic award	25.00% 26	34.62% 36	23.08% 24	12.50% 13	2.88% 3	1.92% 2	0.00% 0	104
Foreign award	18.75% 9	35.42% 17	25.00% 12	20.83% 10	0.00% 0	0.00% 0	0.00% 0	48

Q38 Of the arbitrations on which you worked over the past 5 years, what was the average time between the end of hearings and the delivery of the final award? Note: Select n/a if you did not work on any relevant (i.e. domestic/international) arbitrations in this period.

Answered: 185 Skipped: 27

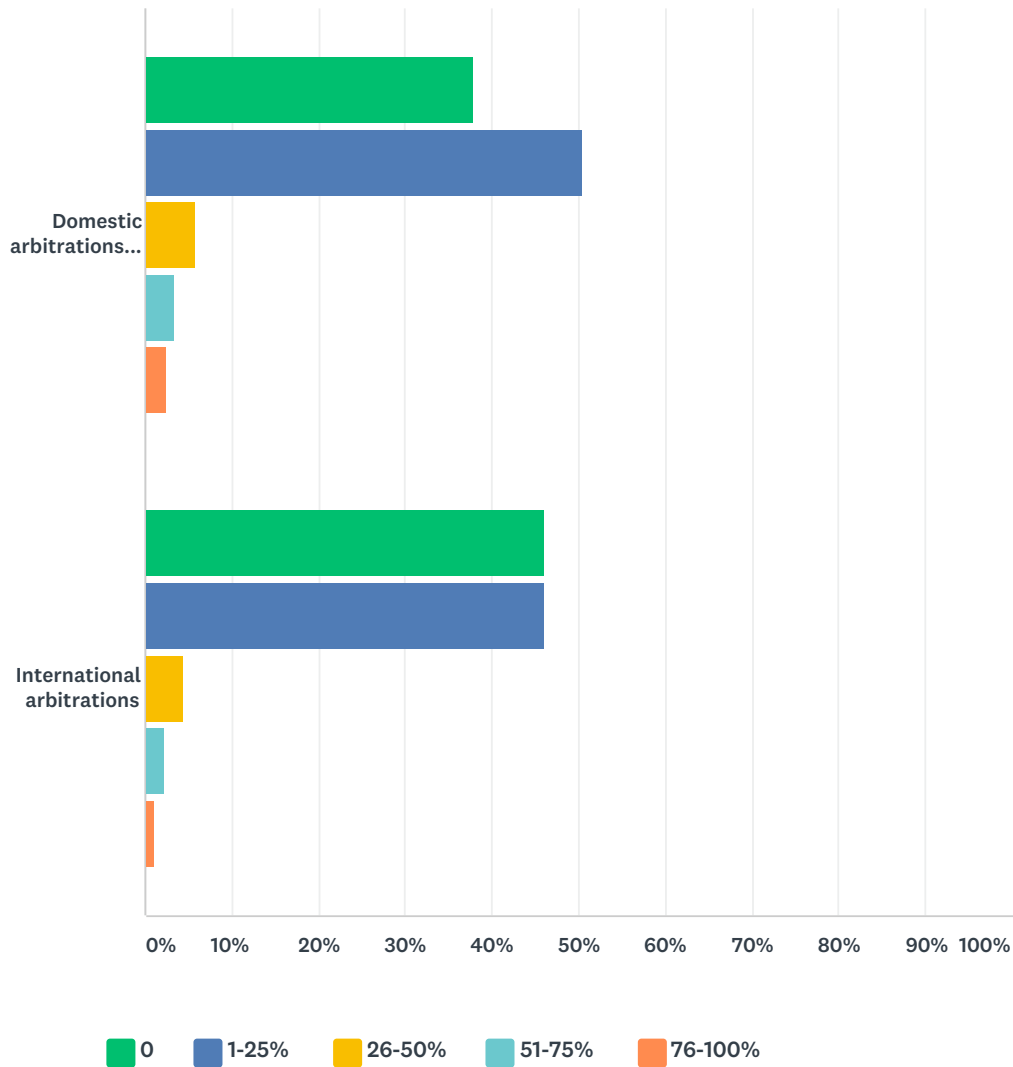


Survey on the Law and Practice of Arbitration in the Americas

	0-3 MONTHS	4-6 MONTHS	7-12 MONTHS	13-24 MONTHS	25-36 MONTHS	37-60 MONTHS	OVER 60 MONTHS	TOTAL
Domestic arbitrations seated in your Country	86.98% 147	8.88% 15	2.96% 5	1.18% 2	0.00% 0	0.00% 0	0.00% 0	169
International arbitrations	52.58% 51	23.71% 23	13.40% 13	10.31% 10	0.00% 0	0.00% 0	0.00% 0	97

Q39 Of the arbitrations on which you worked in the past 5 years, in what proportion did the unsuccessful party attempt to have the award annulled? Note: Select n/a if you did not work on any relevant (i.e. domestic/international) arbitrations in this period.

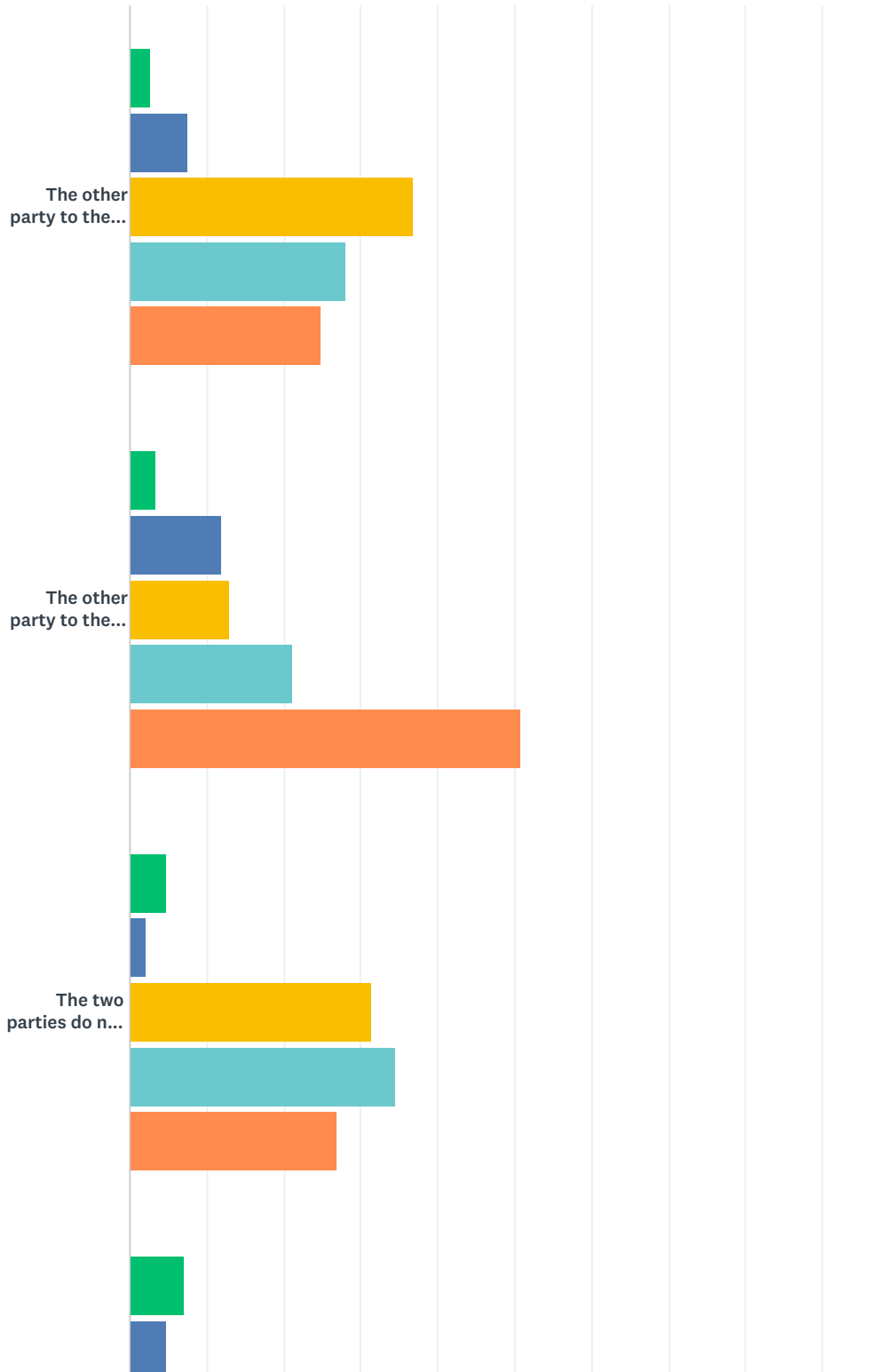
Answered: 185 Skipped: 27



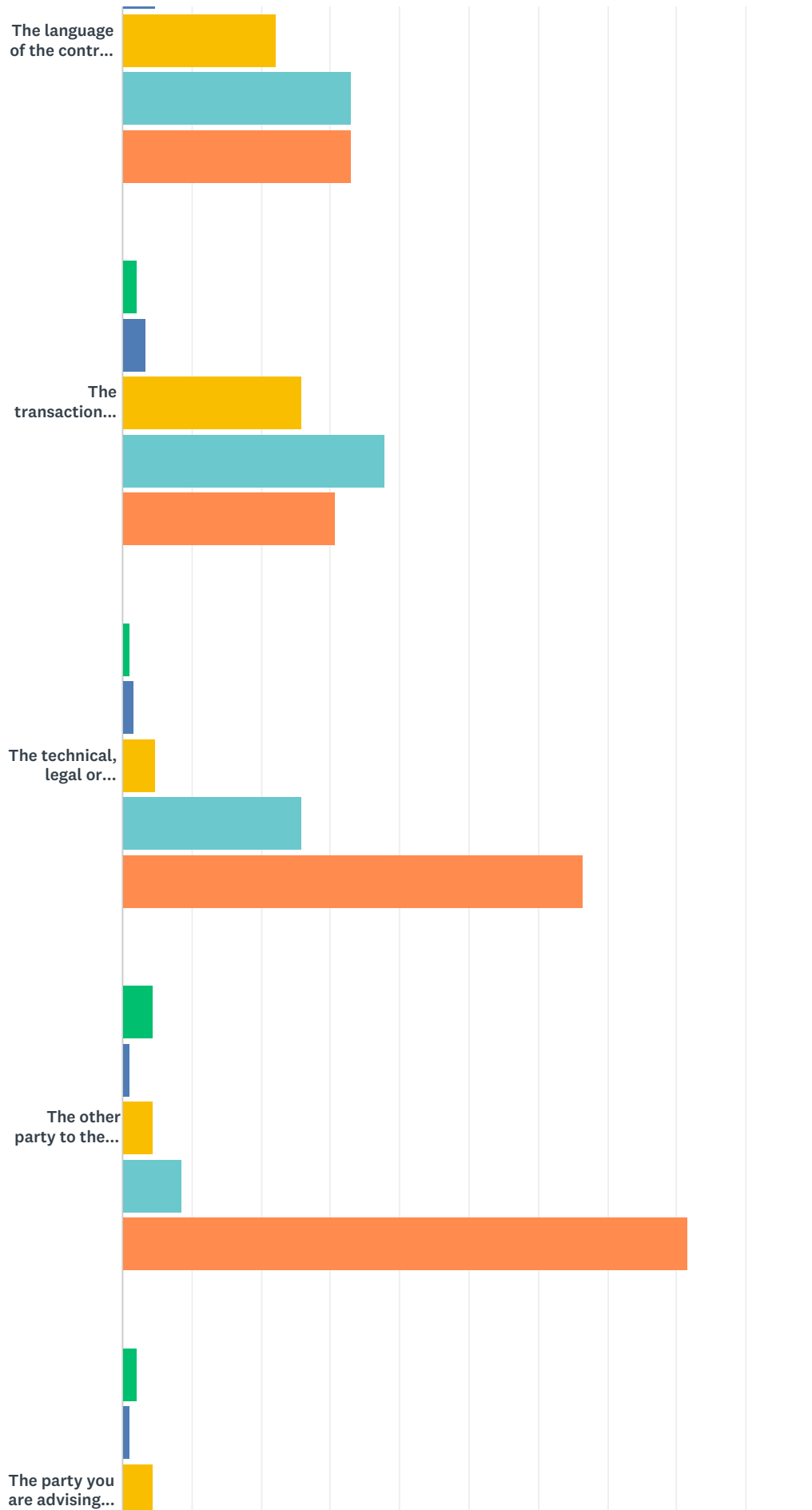
	0	1-25%	26-50%	51-75%	76-100%	TOTAL
Domestic arbitrations seated in your Country	37.91% 58	50.33% 77	5.88% 9	3.27% 5	2.61% 4	153
International arbitrations	46.07% 41	46.07% 41	4.49% 4	2.25% 2	1.12% 1	89

Q40 Assume that a party is entering into a contract. Please evaluate the following features of the contract or its commercial context in terms of the degree to which they would lead you to recommend to the party that an arbitration agreement be included.

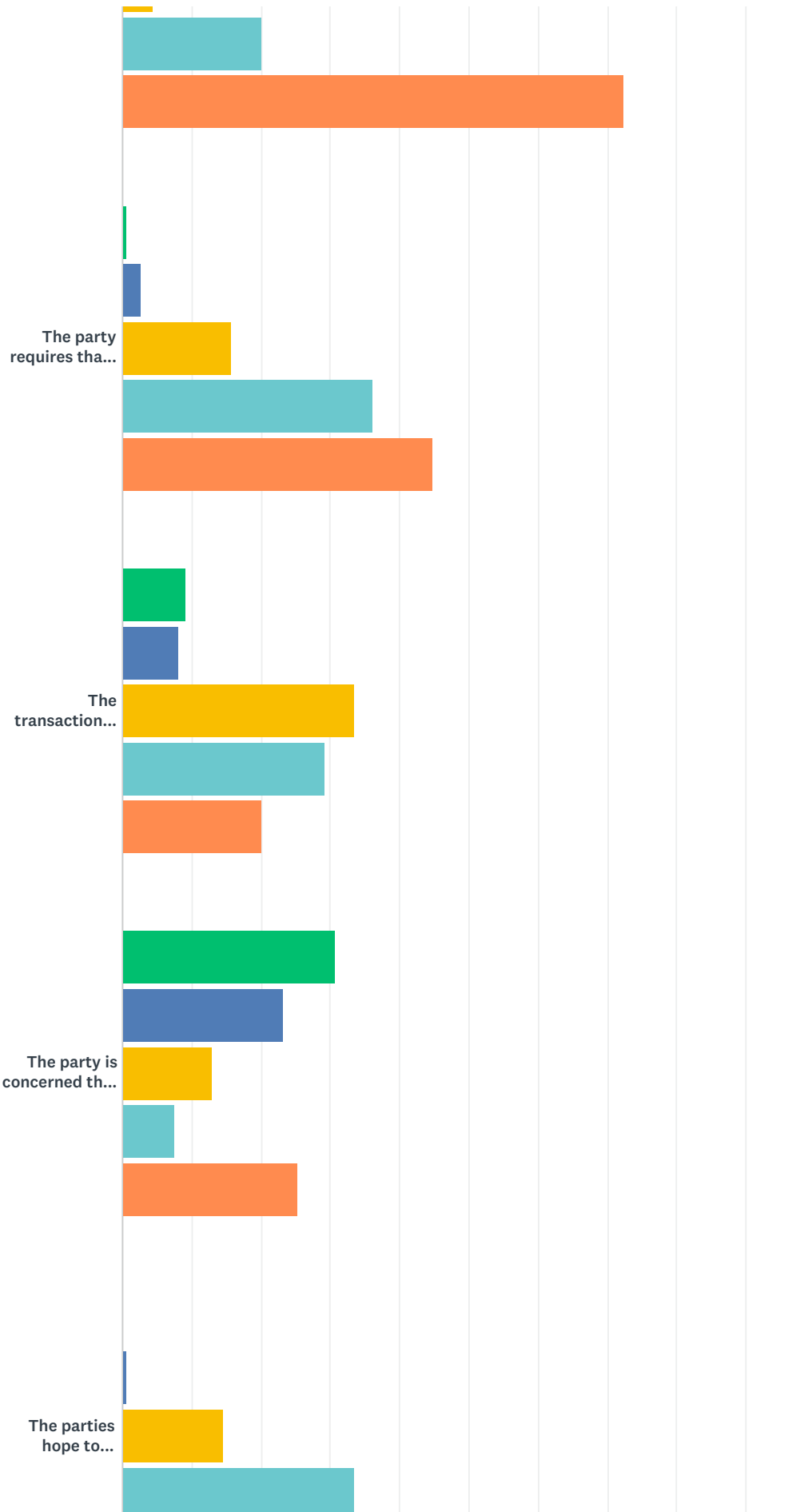
Answered: 185 Skipped: 27



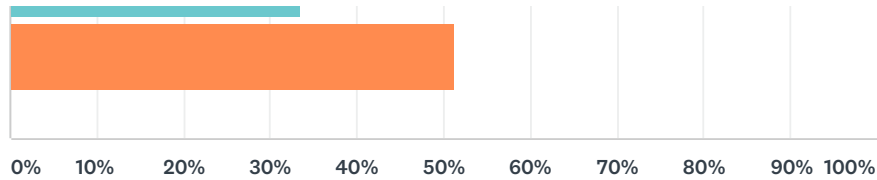
Survey on the Law and Practice of Arbitration in the Americas



Survey on the Law and Practice of Arbitration in the Americas



Survey on the Law and Practice of Arbitration in the Americas



■ Strong reason to avoid arbitration ■ Some reason to avoid arbitration
■ Neutral ■ Some reason to propose arbitration
■ Strong reason to propose arbitration

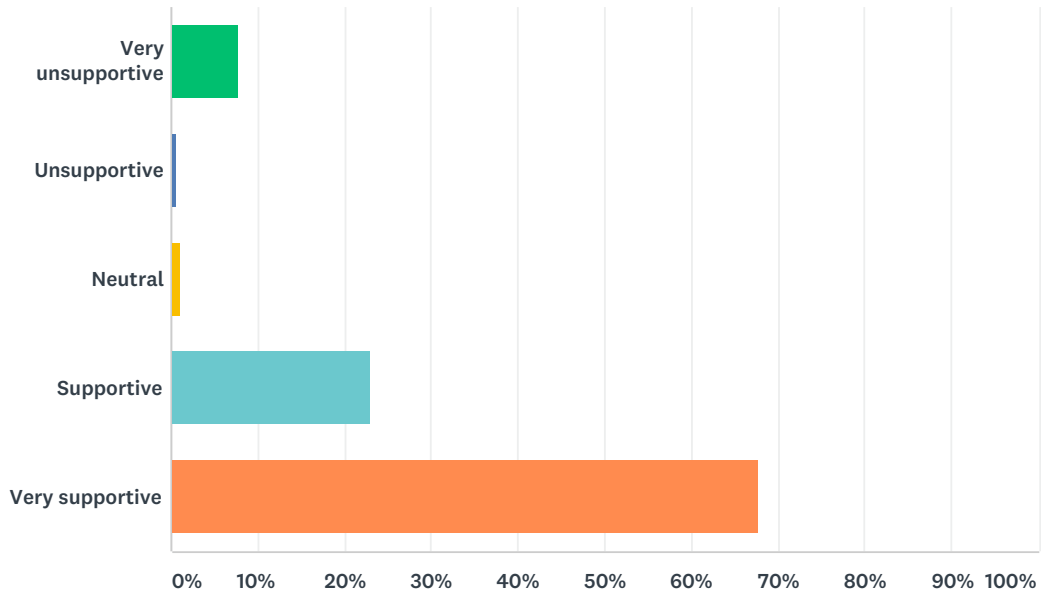
	STRONG REASON TO AVOID ARBITRATION	SOME REASON TO AVOID ARBITRATION	NEUTRAL	SOME REASON TO PROPOSE ARBITRATION	STRONG REASON TO PROPOSE ARBITRATION	TOTAL
The other party to the contract is a domestic commercial entity, so that any award or judgment can be enforced domestically	2.70% 5	7.57% 14	36.76% 68	28.11% 52	24.86% 46	185
The other party to the contract is a foreign commercial entity and any award or judgment may have to be enforced abroad	3.24% 6	11.89% 22	12.97% 24	21.08% 39	50.81% 94	185
The two parties do not share a common native language	4.86% 9	2.16% 4	31.35% 58	34.59% 64	27.03% 50	185
The language of the contract is not the language of your Country, the likely location of any litigation in the absence of an arbitration agreement	7.03% 13	4.86% 9	22.16% 41	32.97% 61	32.97% 61	185
The transaction underlying the contract includes foreign elements (e.g. products are being shipped abroad, products are being produced abroad)	2.16% 4	3.24% 6	25.95% 48	37.84% 70	30.81% 57	185
The technical, legal or commercial complexity of the transaction underlying the contract means that it is best resolved by an individual with specialised expertise	1.08% 2	1.62% 3	4.86% 9	25.95% 48	66.49% 123	185
The other party to the contract comes from a Country whose courts have a reputation for corruption or for bias against foreign parties	4.32% 8	1.08% 2	4.32% 8	8.65% 16	81.62% 151	185
The party you are advising wishes to keep confidential all information relating to the transaction or any potential dispute	2.16% 4	1.08% 2	4.32% 8	20.00% 37	72.43% 134	185
The party requires that any dispute be resolved, and any compensation paid, as quickly as possible	0.54% 1	2.70% 5	15.68% 29	36.22% 67	44.86% 83	185
The transaction underlying the contract is small in value, so that little will be awarded in compensation	9.19% 17	8.11% 15	33.51% 62	29.19% 54	20.00% 37	185
The party is concerned that allegations made by the other party could cause reputational damage, and wants its actions vindicated by a publicly available decision	30.81% 57	23.24% 43	12.97% 24	7.57% 14	25.41% 47	185

Survey on the Law and Practice of Arbitration in the Americas

The parties hope to maintain a long-term relationship, even beyond any disputes that may arise	0.00% 0	0.54% 1	14.59% 27	33.51% 62	51.35% 95	185
--	------------	------------	--------------	--------------	--------------	-----

Q41 How supportive of arbitration would you characterise the laws applicable to domestic arbitration in your Country as being?

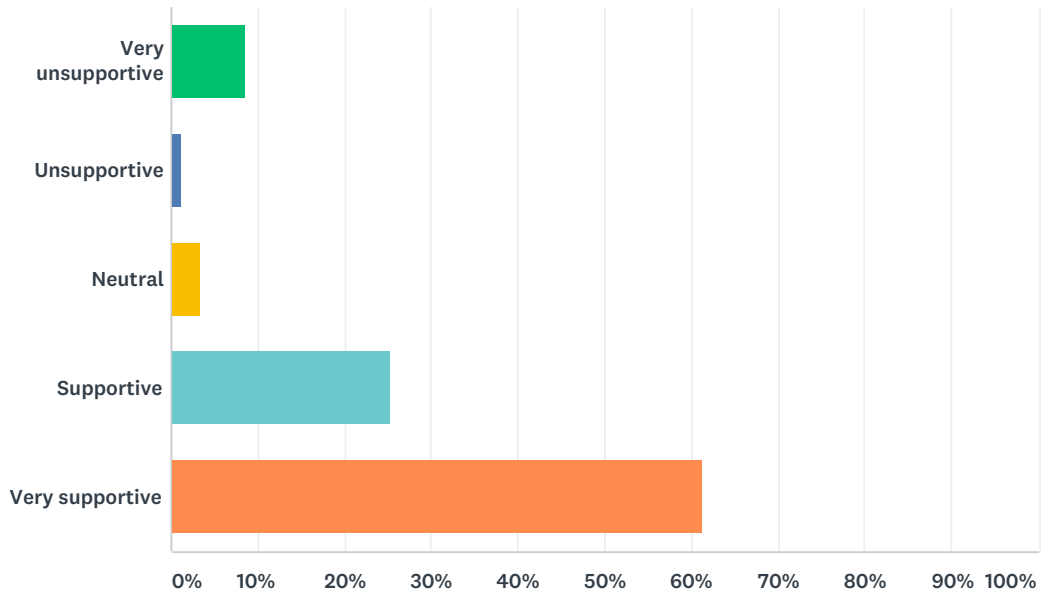
Answered: 184 Skipped: 28



ANSWER CHOICES	RESPONSES	
Very unsupportive	7.65%	14
Unsupportive	0.55%	1
Neutral	1.09%	2
Supportive	22.95%	42
Very supportive	67.76%	124
TOTAL		183

Q42 How supportive of arbitration would you characterise the laws applicable to international arbitration in your Country as being?

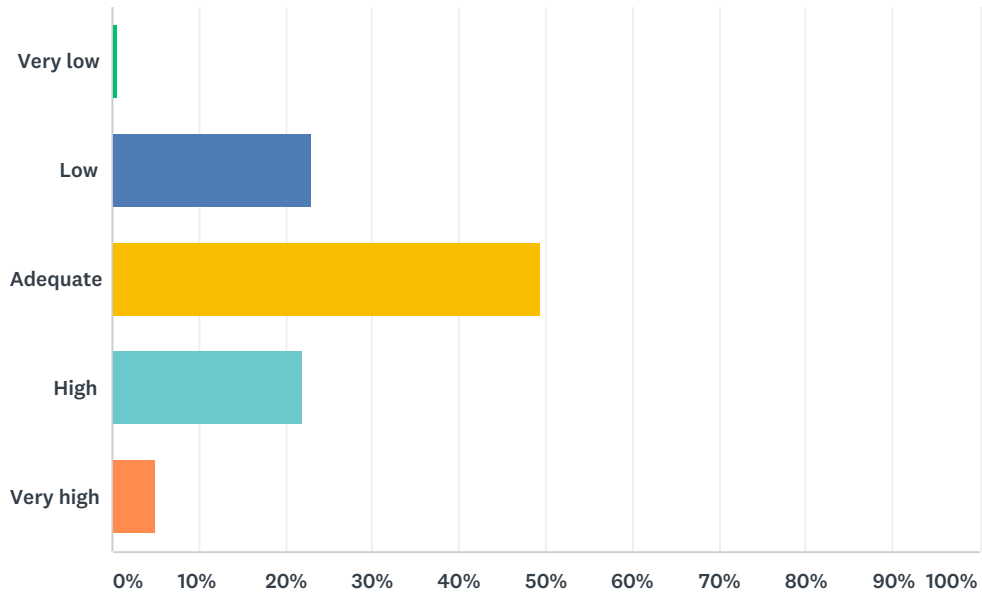
Answered: 184 Skipped: 28



ANSWER CHOICES	RESPONSES	
Very unsupportive	8.67%	13
Unsupportive	1.33%	2
Neutral	3.33%	5
Supportive	25.33%	38
Very supportive	61.33%	92
TOTAL		150

Q43 How would you characterise the level of understanding of arbitration on the part of business people in your Country?

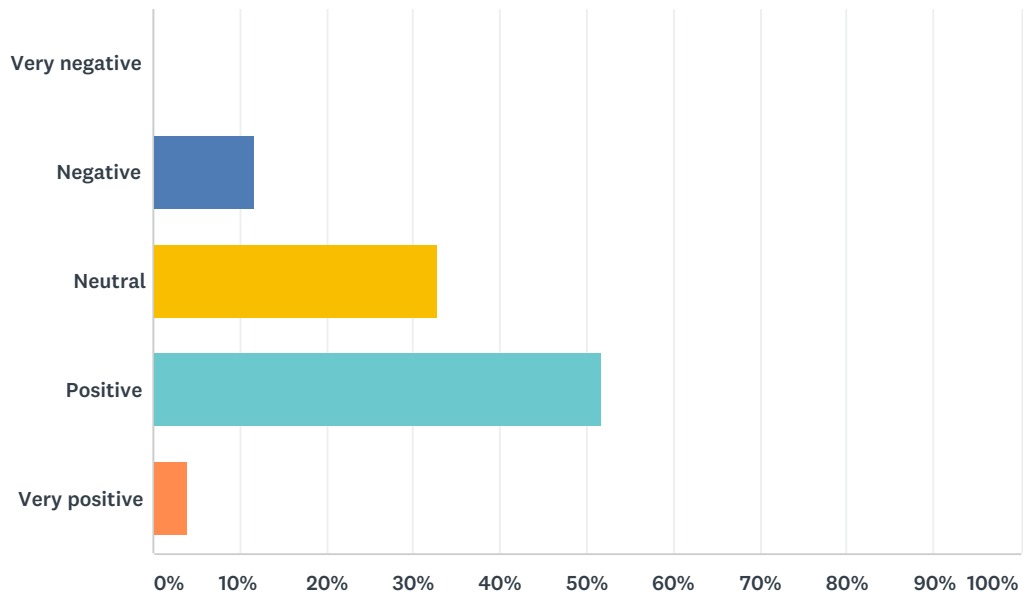
Answered: 184 Skipped: 28



ANSWER CHOICES	RESPONSES	
Very low	0.55%	1
Low	23.08%	42
Adequate	49.45%	90
High	21.98%	40
Very high	4.95%	9
TOTAL		182

Q44 How would you characterise the attitude of business people in your Country toward arbitration?

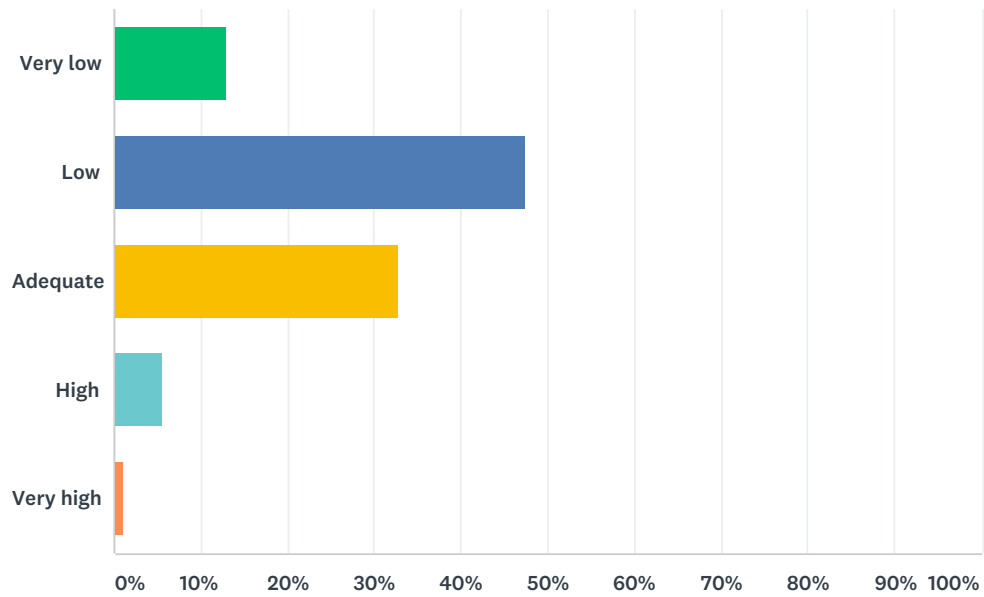
Answered: 184 Skipped: 28



ANSWER CHOICES	RESPONSES	
Very negative	0.00%	0
Negative	11.67%	21
Neutral	32.78%	59
Positive	51.67%	93
Very positive	3.89%	7
TOTAL		180

Q45 How would you characterise the level of understanding of arbitration on the part of legislators in your Country?

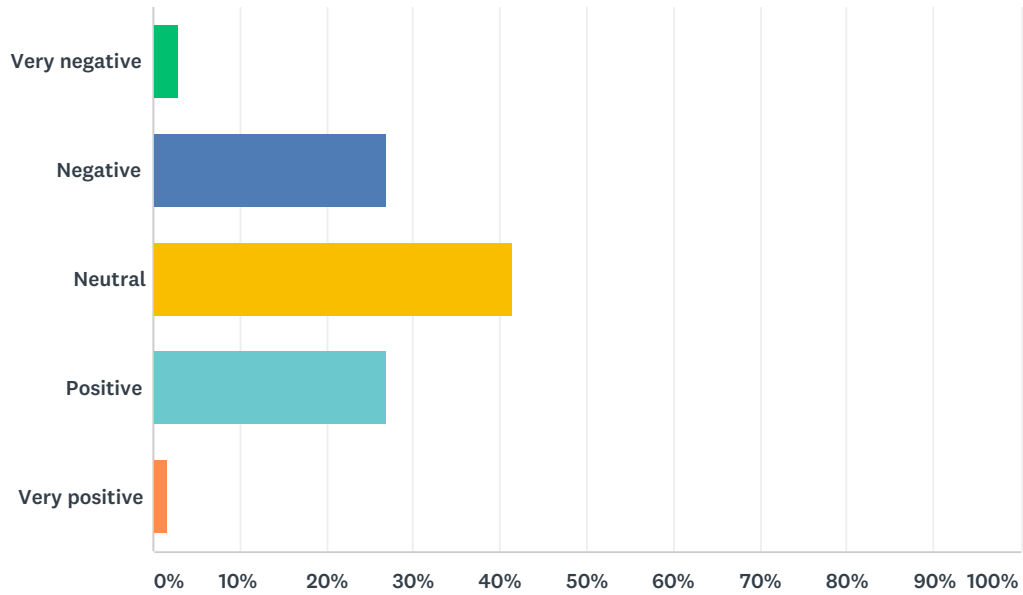
Answered: 184 Skipped: 28



ANSWER CHOICES	RESPONSES	
Very low	12.99%	23
Low	47.46%	84
Adequate	32.77%	58
High	5.65%	10
Very high	1.13%	2
TOTAL		177

Q46 How would you characterise the attitude of legislators in your Country toward arbitration?

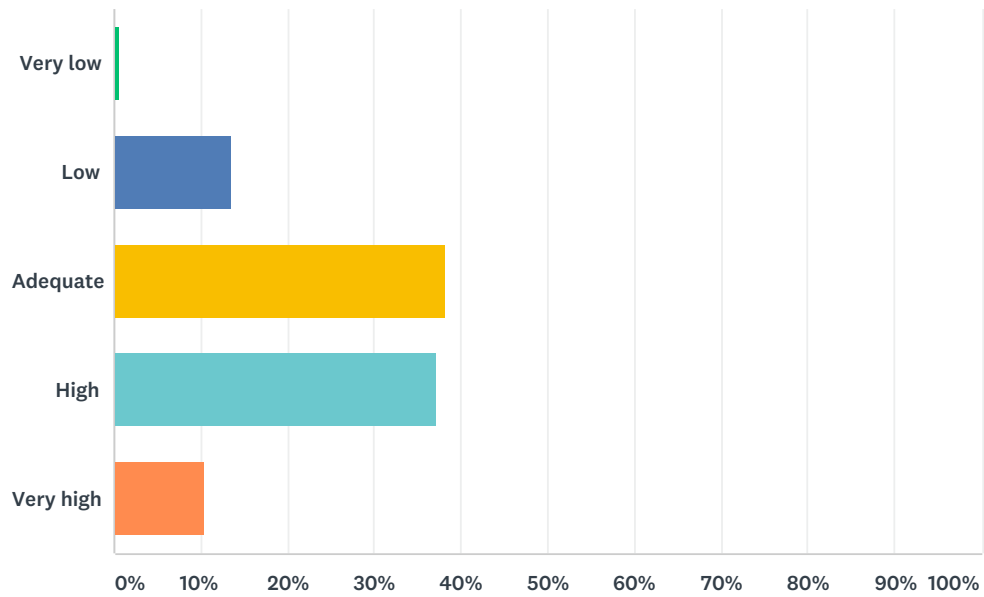
Answered: 184 Skipped: 28



ANSWER CHOICES	RESPONSES	
Very negative	2.92%	5
Negative	26.90%	46
Neutral	41.52%	71
Positive	26.90%	46
Very positive	1.75%	3
TOTAL		171

Q47 How would you characterise the level of understanding of arbitration on the part of judges in your Country?

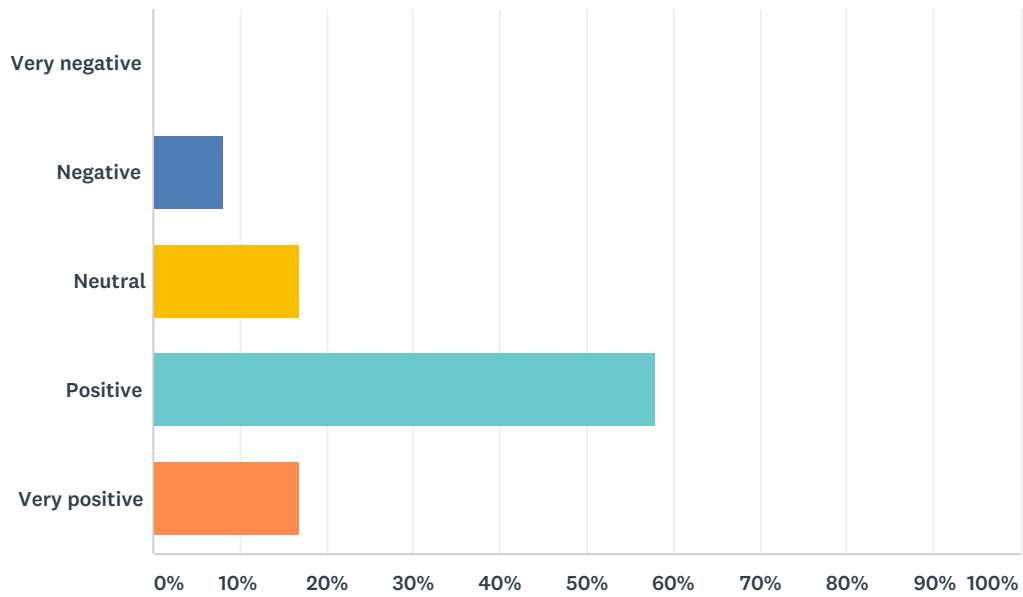
Answered: 184 Skipped: 28



ANSWER CHOICES	RESPONSES	
Very low	0.55%	1
Low	13.66%	25
Adequate	38.25%	70
High	37.16%	68
Very high	10.38%	19
TOTAL		183

Q48 How would you characterise the attitude of judges in your Country toward arbitration?

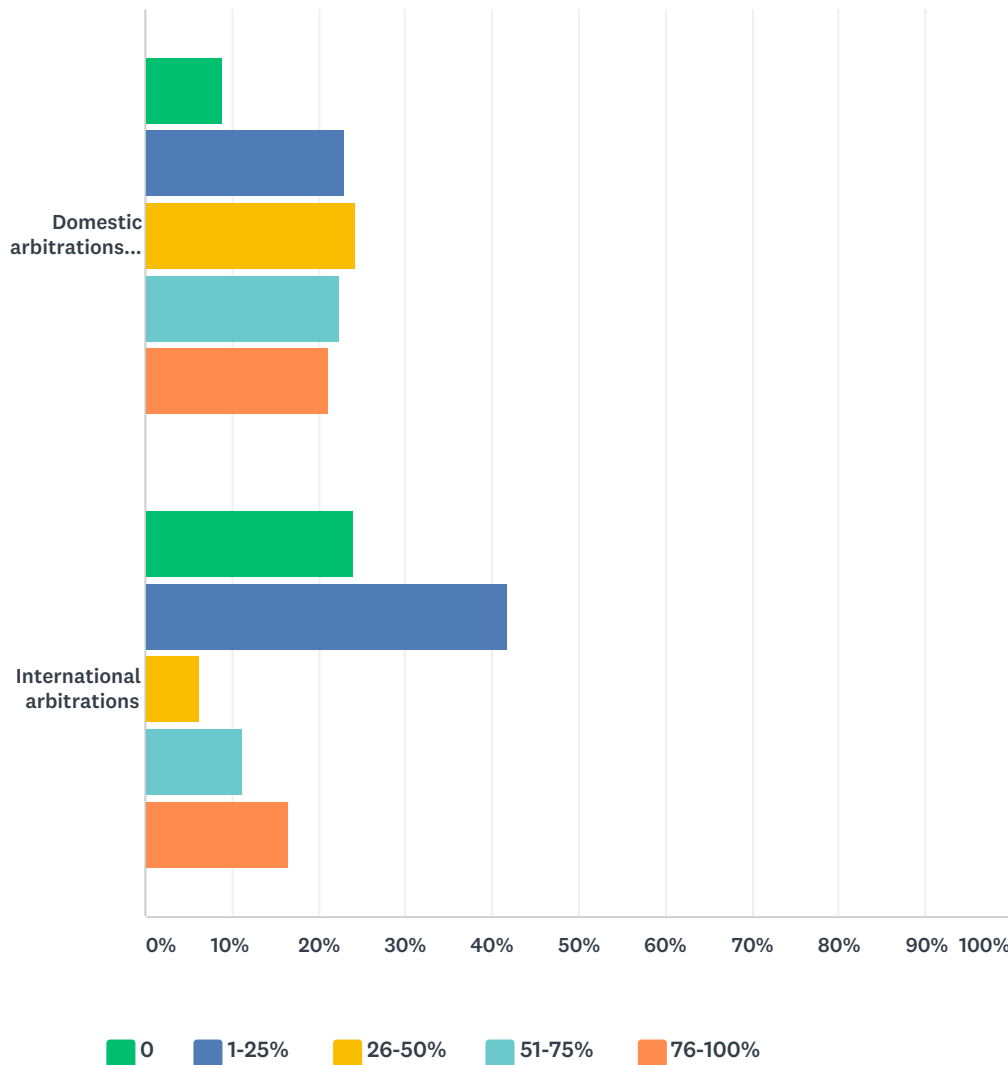
Answered: 184 Skipped: 28



ANSWER CHOICES	RESPONSES	
Very negative	0.00%	0
Negative	8.20%	15
Neutral	16.94%	31
Positive	57.92%	106
Very positive	16.94%	31
TOTAL		183

Q49 In what percentage of arbitrations on which you worked over the past 5 years did the parties attempt mediation before arbitration? Note: This could have been as part of a formal medarb process, or as an entirely independent dispute resolution procedure. Please include only formal attempts at mediation, not informal settlement talks. Select n/a if you did not work on a relevant (i.e. domestic/international) arbitration in the period in question.

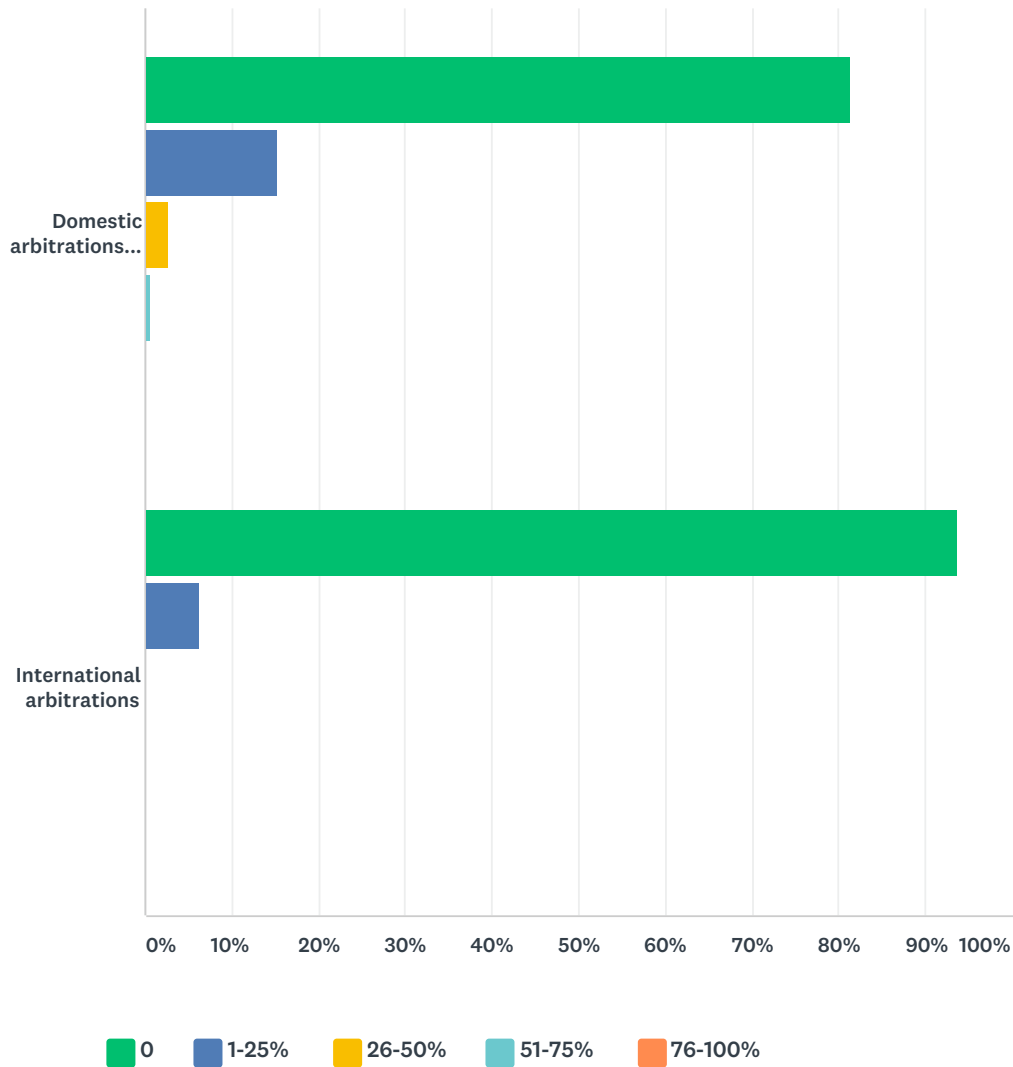
Answered: 183 Skipped: 29



	0	1-25%	26-50%	51-75%	76-100%	TOTAL
Domestic arbitrations seated in your Country	8.97% 14	23.08% 36	24.36% 38	22.44% 35	21.15% 33	156
International arbitrations	24.05% 19	41.77% 33	6.33% 5	11.39% 9	16.46% 13	79

Q50 In what proportion of the arbitrations identified in the preceding question did the individual who served as mediator also serve as arbitrator? Note: Select n/a if you answered '0', 'n/a' or 'I don't know' in the previous question.

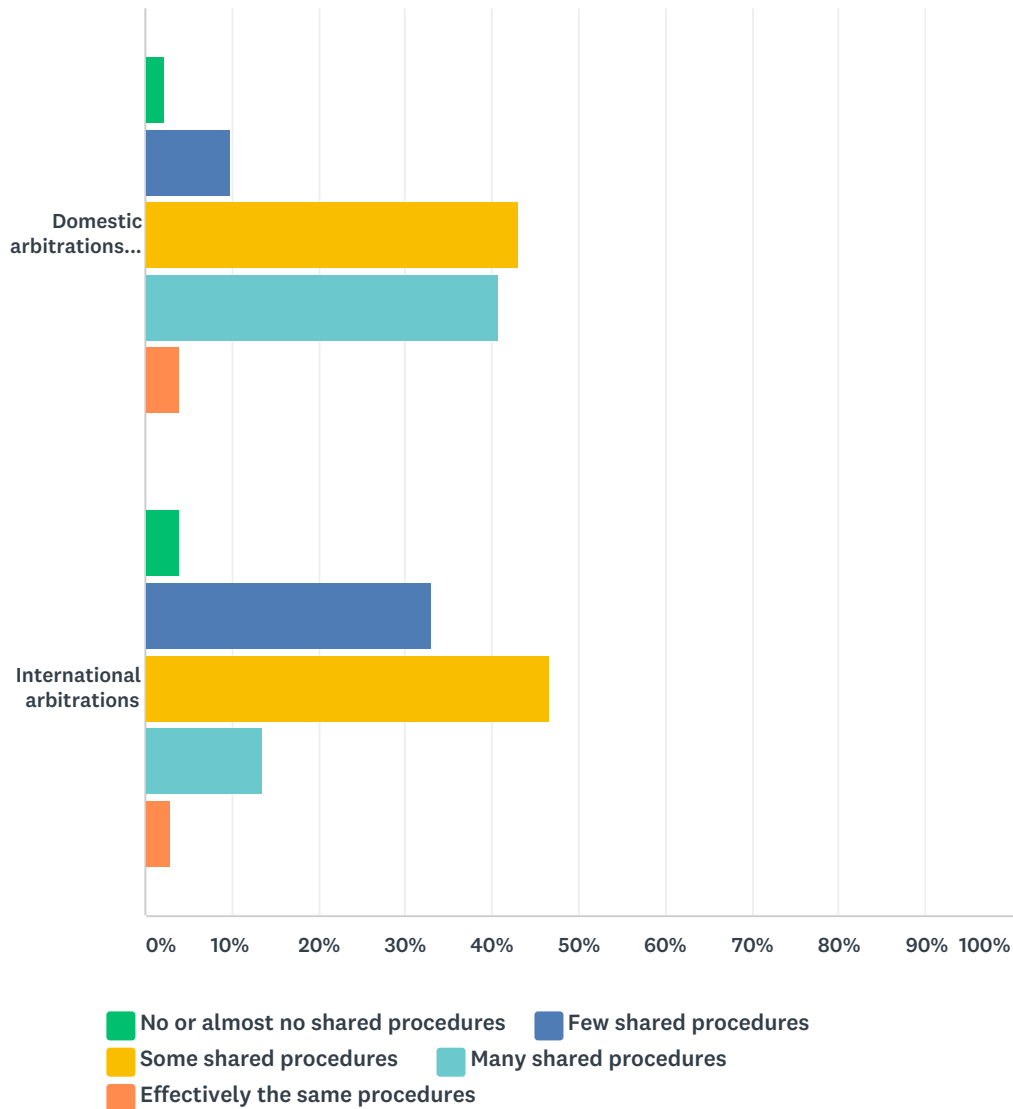
Answered: 183 Skipped: 29



	0	1-25%	26-50%	51-75%	76-100%	TOTAL
Domestic arbitrations seated in your Country	81.46% 123	15.23% 23	2.65% 4	0.66% 1	0.00% 0	151
International arbitrations	93.67% 74	6.33% 5	0.00% 0	0.00% 0	0.00% 0	79

Q51 How would you describe the level of similarity between procedures used in arbitrations seated in your Country and those used in the courts of your Country? Note: By “procedure” is meant the internal procedure of the arbitration, including evidence, timetables, document submission, etc.

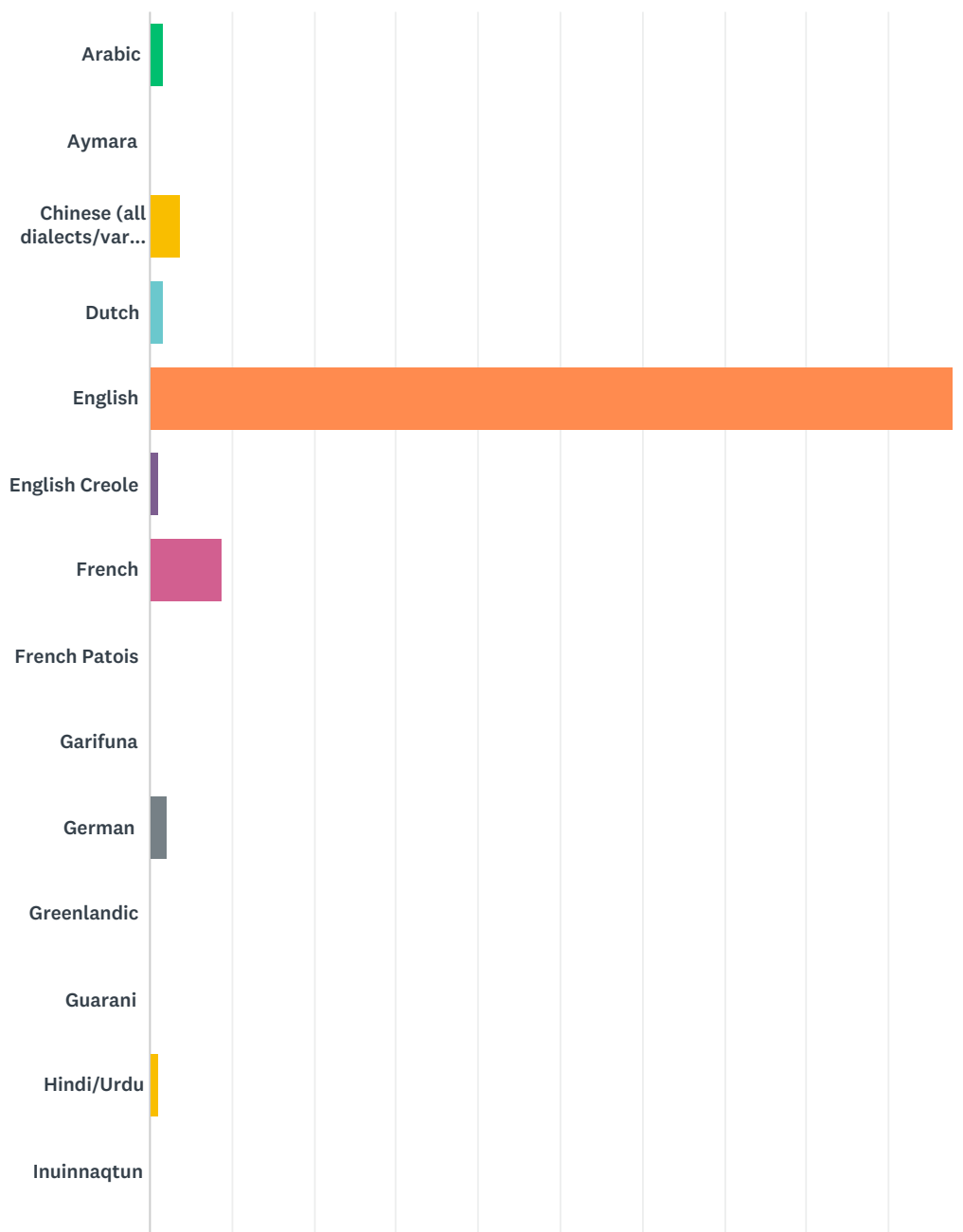
Answered: 183 Skipped: 29



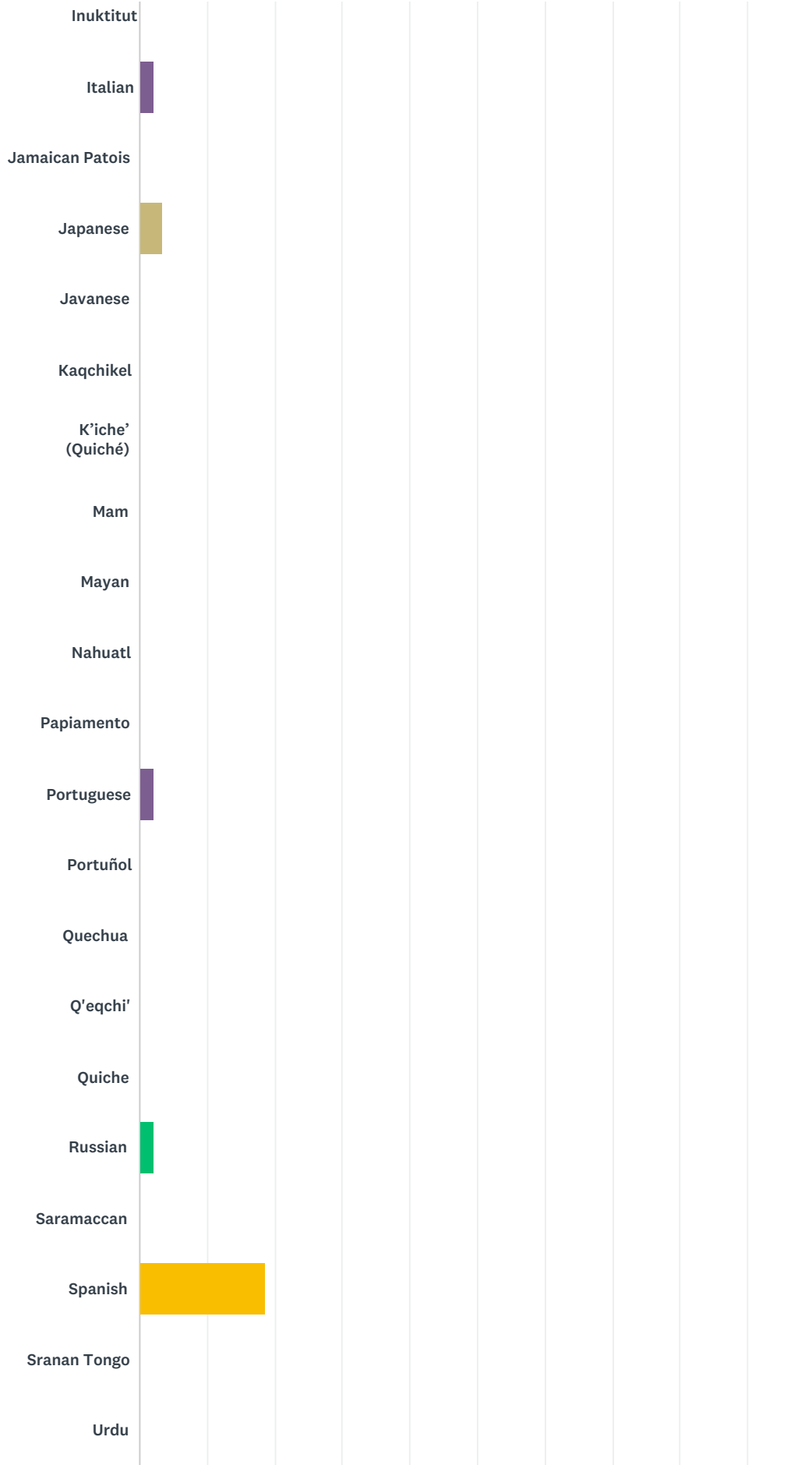
	NO OR ALMOST NO SHARED PROCEDURES	FEW SHARED PROCEDURES	SOME SHARED PROCEDURES	MANY SHARED PROCEDURES	EFFECTIVELY THE SAME PROCEDURES	TOTAL
Domestic arbitrations seated in your Country	2.30% 4	9.77% 17	43.10% 75	40.80% 71	4.02% 7	174
International arbitrations	3.88% 4	33.01% 34	46.60% 48	13.59% 14	2.91% 3	103

Q52 Which of the following languages have been formally used in an arbitration on which you have worked in the past 5 years? Note: For the purposes of this question include only arbitrations in which the language in question was formally accepted by the arbitral tribunal as acceptable for party use, even if translation was also required. Do not include arbitrations in which a second language was used only for testimony by witnesses that were not fluent in the language of the arbitration, or with respect to evidence written in languages other than the language of the arbitration.

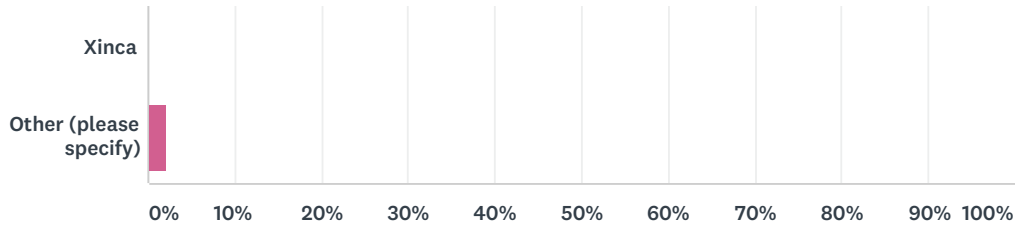
Answered: 183 Skipped: 29



Survey on the Law and Practice of Arbitration in the Americas



Survey on the Law and Practice of Arbitration in the Americas



ANSWER CHOICES	RESPONSES	
Arabic	1.64%	3
Aymara	0.00%	0
Chinese (all dialects/varieties)	3.83%	7
Dutch	1.64%	3
English	97.81%	179
English Creole	1.09%	2
French	8.74%	16
French Patois	0.00%	0
Garifuna	0.00%	0
German	2.19%	4
Greenlandic	0.00%	0
Guarani	0.00%	0
Hindi/Urdu	1.09%	2
Inuinnaqtun	0.00%	0
Inuktitut	0.00%	0
Italian	2.19%	4
Jamaican Patois	0.00%	0
Japanese	3.28%	6
Javanese	0.00%	0
Kaqchikel	0.00%	0
K'iche' (Quiché)	0.00%	0
Mam	0.00%	0
Mayan	0.00%	0
Nahuatl	0.00%	0
Papiamentu	0.00%	0
Portuguese	2.19%	4
Portuñol	0.00%	0
Quechua	0.00%	0
Q'eqchi'	0.00%	0

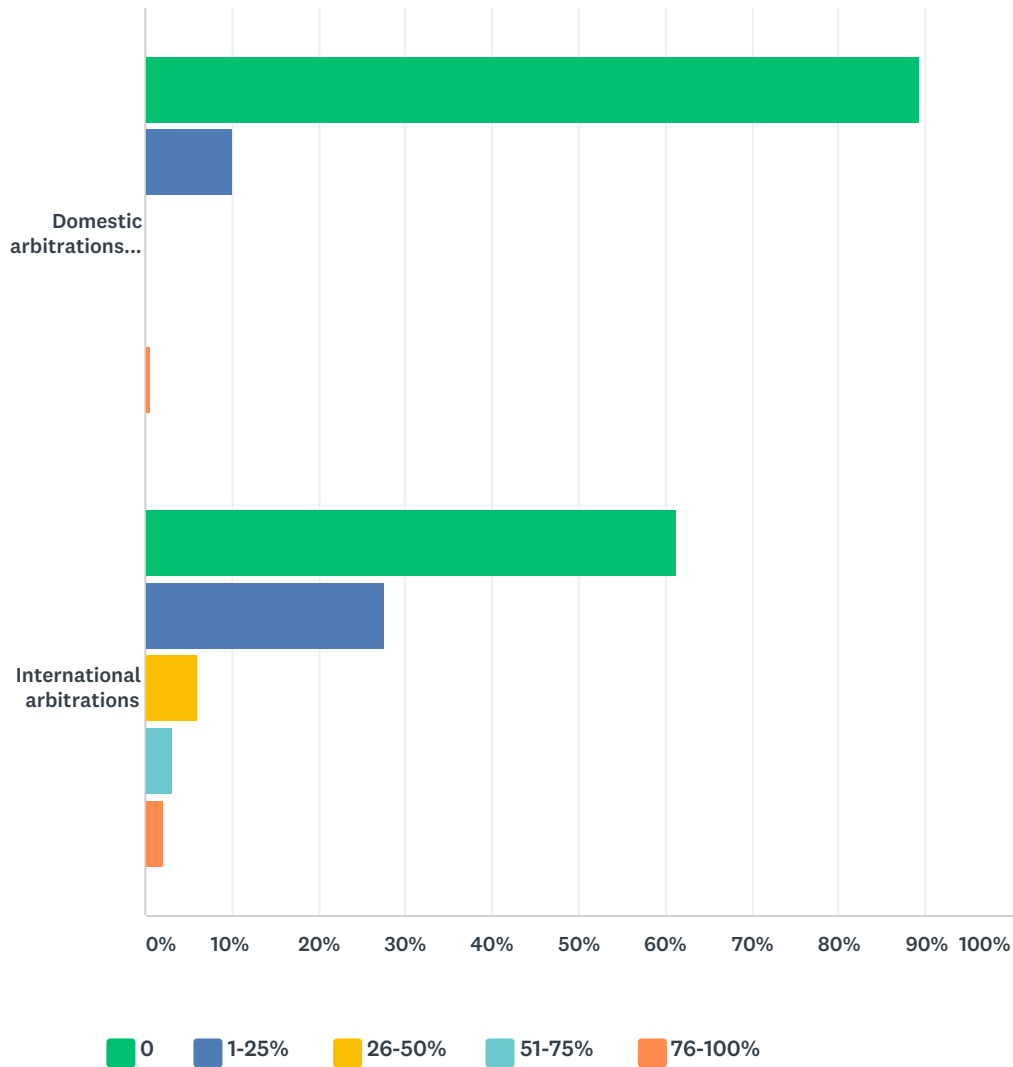
Survey on the Law and Practice of Arbitration in the Americas

Quiche	0.00%	0
Russian	2.19%	4
Saramaccan	0.00%	0
Spanish	18.58%	34
Sranan Tongo	0.00%	0
Urdu	0.00%	0
Xinca	0.00%	0
Other (please specify)	2.19%	4
Total Respondents: 183		

#	OTHER (PLEASE SPECIFY)	DATE
1	Korean	7/29/2016 6:29 PM
2	Bulgarian	7/21/2016 6:31 PM
3	Polish	4/8/2016 4:09 AM
4	Turkish	4/5/2016 11:36 PM

Q53 Of the arbitrations on which you have worked in the past 5 years, what proportion were conducted on a bilingual/multilingual basis? Note: For the purposes of this question include only arbitrations in which more than one language was formally accepted by the arbitral tribunal as acceptable for party use, even if translation was also required. Do not include arbitrations in which a second language was used only for testimony by witnesses that were not fluent in the language of the arbitration, or with respect to evidence written in languages other than the language of the arbitration. Select n/a if you have not worked on such arbitrations (i.e. domestic/international) in this period.

Answered: 183 Skipped: 29



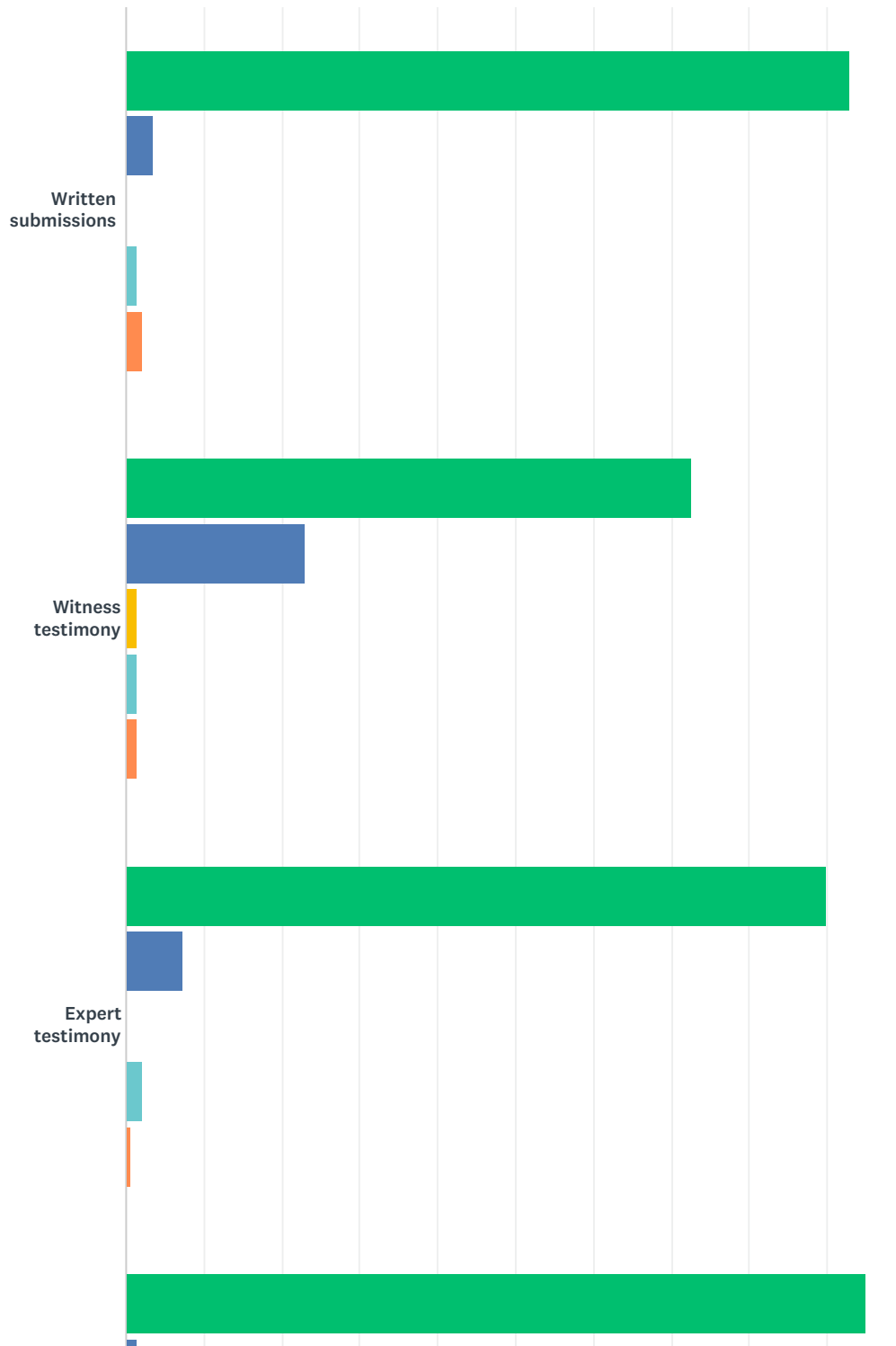
	0	1-25%	26-50%	51-75%	76-100%	TOTAL
Domestic arbitrations seated in your Country	89.29%	10.12%	0.00%	0.00%	0.60%	168
	150	17	0	0	1	

Survey on the Law and Practice of Arbitration in the Americas

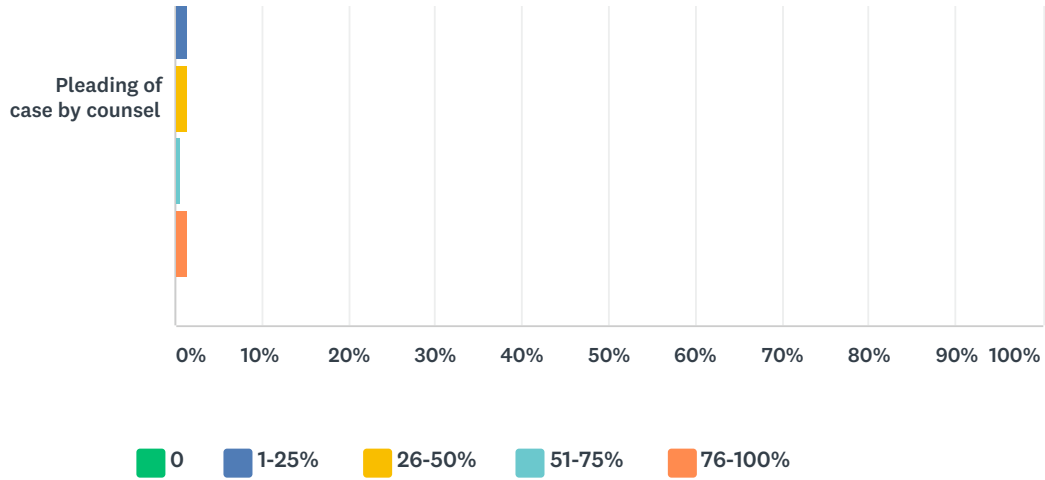
International arbitrations	61.22%	27.55%	6.12%	3.06%	2.04%	
	60	27	6	3	2	98

Q54 Of the domestic arbitrations seated in your Country on which you have worked in the past 5 years, in what percentage of cases were the following procedural elements bilingual/multilingual? Note: Select n/a if you have not worked on a bilingual/multilingual domestic arbitration in this period.

Answered: 183 Skipped: 29



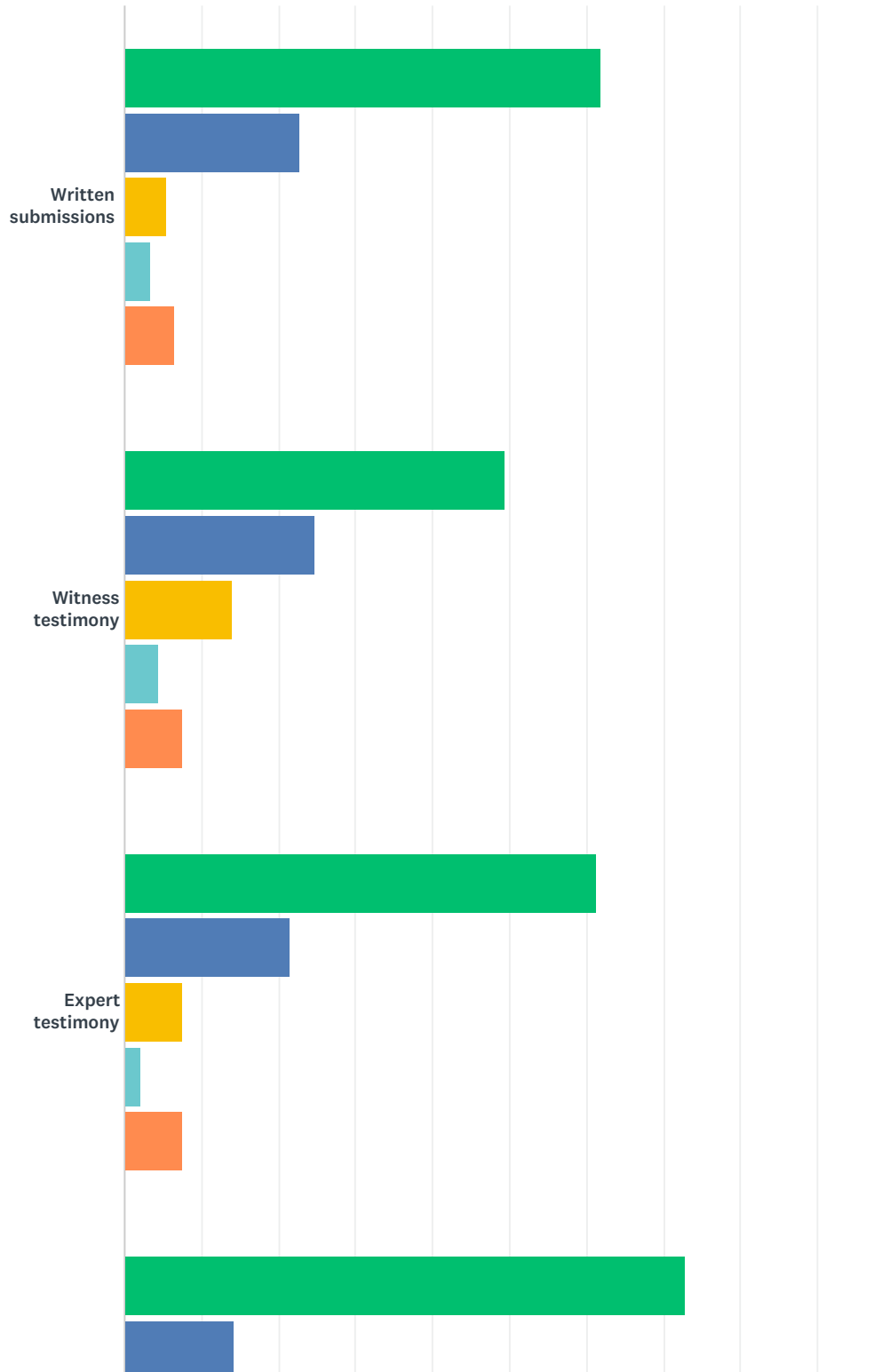
Survey on the Law and Practice of Arbitration in the Americas



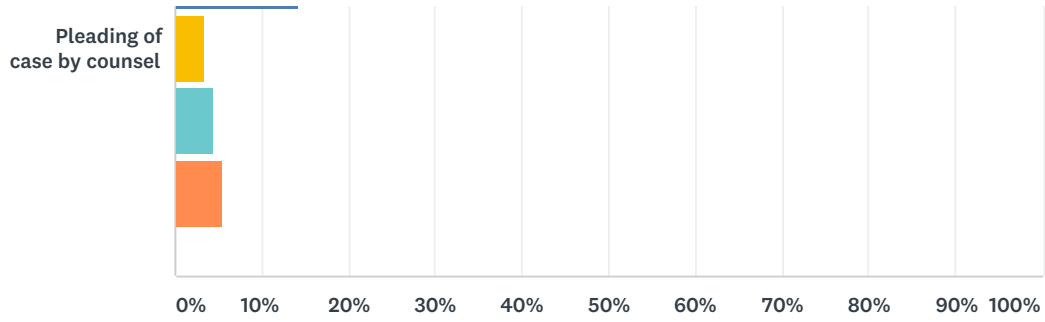
	0	1-25%	26-50%	51-75%	76-100%	TOTAL
Written submissions	92.81% 129	3.60% 5	0.00% 0	1.44% 2	2.16% 3	139
Witness testimony	72.66% 101	23.02% 32	1.44% 2	1.44% 2	1.44% 2	139
Expert testimony	89.86% 124	7.25% 10	0.00% 0	2.17% 3	0.72% 1	138
Pleading of case by counsel	94.96% 132	1.44% 2	1.44% 2	0.72% 1	1.44% 2	139

Q55 Of the international arbitrations on which you have worked in the past 5 years, in what percentage of cases were the following procedural elements bilingual/multilingual? Note: Select n/a if you have not worked on a bilingual/multilingual international arbitration in this period..

Answered: 183 Skipped: 29



Survey on the Law and Practice of Arbitration in the Americas

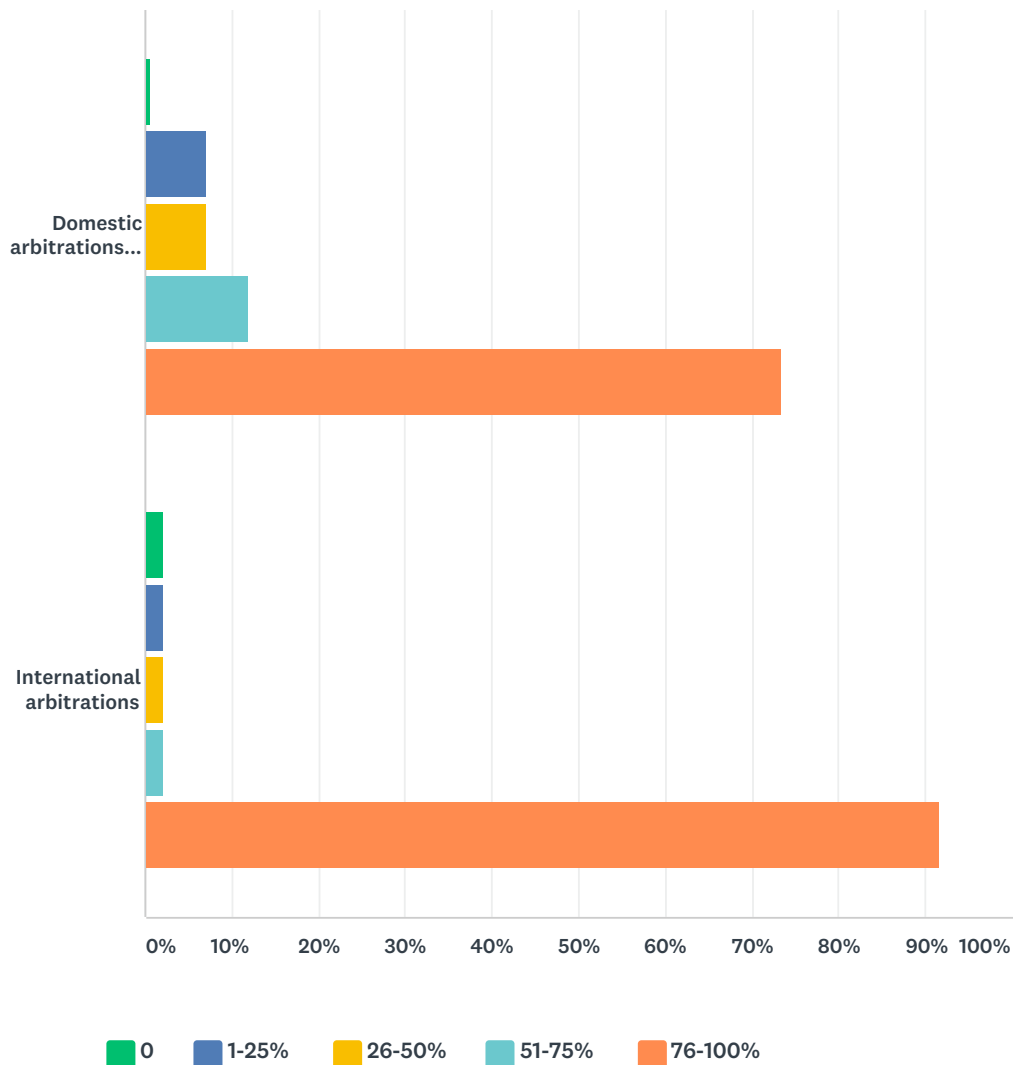


■ 0
 ■ 1-25%
 ■ 26-50%
 ■ 51-75%
 ■ 76-100%

	0	1-25%	26-50%	51-75%	76-100%	TOTAL
Written submissions	61.96% 57	22.83% 21	5.43% 5	3.26% 3	6.52% 6	92
Witness testimony	49.46% 46	24.73% 23	13.98% 13	4.30% 4	7.53% 7	93
Expert testimony	61.29% 57	21.51% 20	7.53% 7	2.15% 2	7.53% 7	93
Pleading of case by counsel	72.83% 67	14.13% 13	3.26% 3	4.35% 4	5.43% 5	92

Q56 In what proportion of the arbitrations on which you have worked in the past 5 years have the parties made written submissions prior to the hearing, in which they laid out the facts of the case and offered their legal arguments? Note: Select n/a if you have not worked on any relevant (i.e. domestic/international) arbitration in this period.

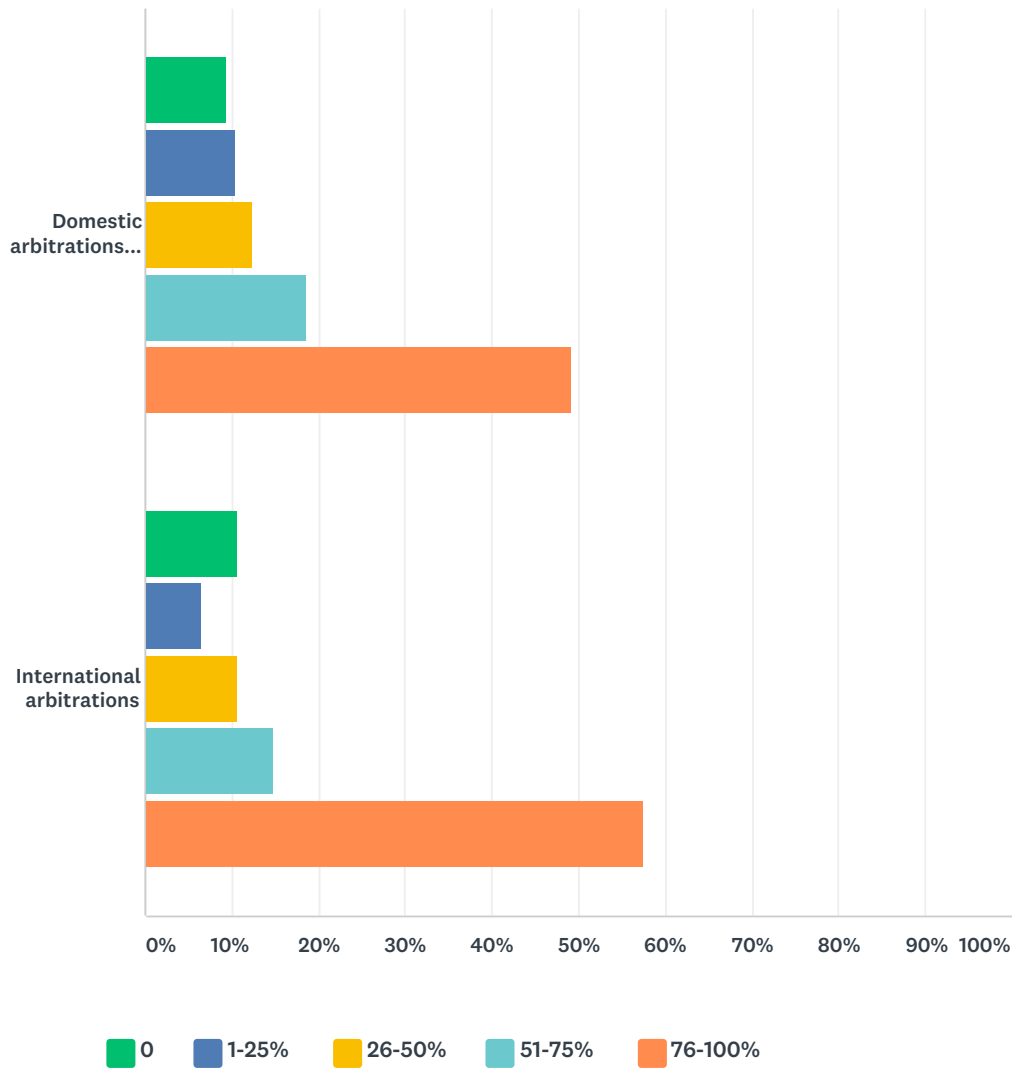
Answered: 182 Skipped: 30



	0	1-25%	26-50%	51-75%	76-100%	TOTAL
Domestic arbitrations seated in your Country	0.59% 1	7.10% 12	7.10% 12	11.83% 20	73.37% 124	169
International arbitrations	2.08% 2	2.08% 2	2.08% 2	2.08% 2	91.67% 88	96

Q57 In what proportion of the arbitrations on which you have worked in the past 5 years have the parties made written submissions after conclusion of the hearing, in which they made further legal arguments and/or addressed issues of fact in light of evidence presented in the hearings? Note: Select n/a if you have not worked on any relevant (i.e. domestic/international) arbitration in this period.

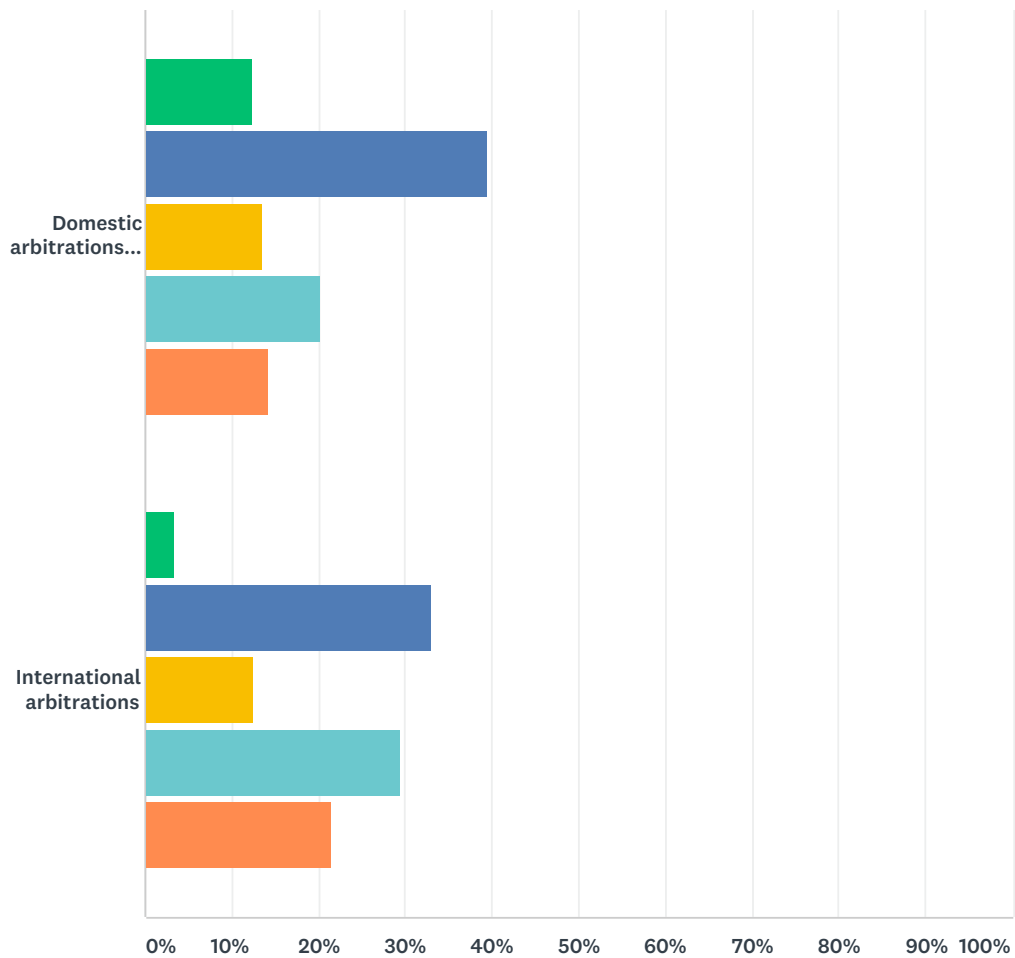
Answered: 182 Skipped: 30



	0	1-25%	26-50%	51-75%	76-100%	TOTAL
Domestic arbitrations seated in your Country	9.36%	10.53%	12.28%	18.71%	49.12%	171
	16	18	21	32	84	
International arbitrations	10.64%	6.38%	10.64%	14.89%	57.45%	94
	10	6	10	14	54	

Q58 Based on your professional experience over the past 5 years, to what degree do arbitrators expect the parties to conform their oral presentations to any already-submitted written pleadings? Note: Select n/a if you did not participate in any relevant (i.e. domestic/international) arbitrations in the past 5 years.

Answered: 182 Skipped: 30



- No correlation expected
- Major issues from written pleadings must be covered, but parties can alter their argt
- All issues from written pleadings must be covered, but parties can alter their argum
- All issues from written pleadings must be covered, parties can alter their arguments
- Parties should conform their oral presentations to their written pleadings

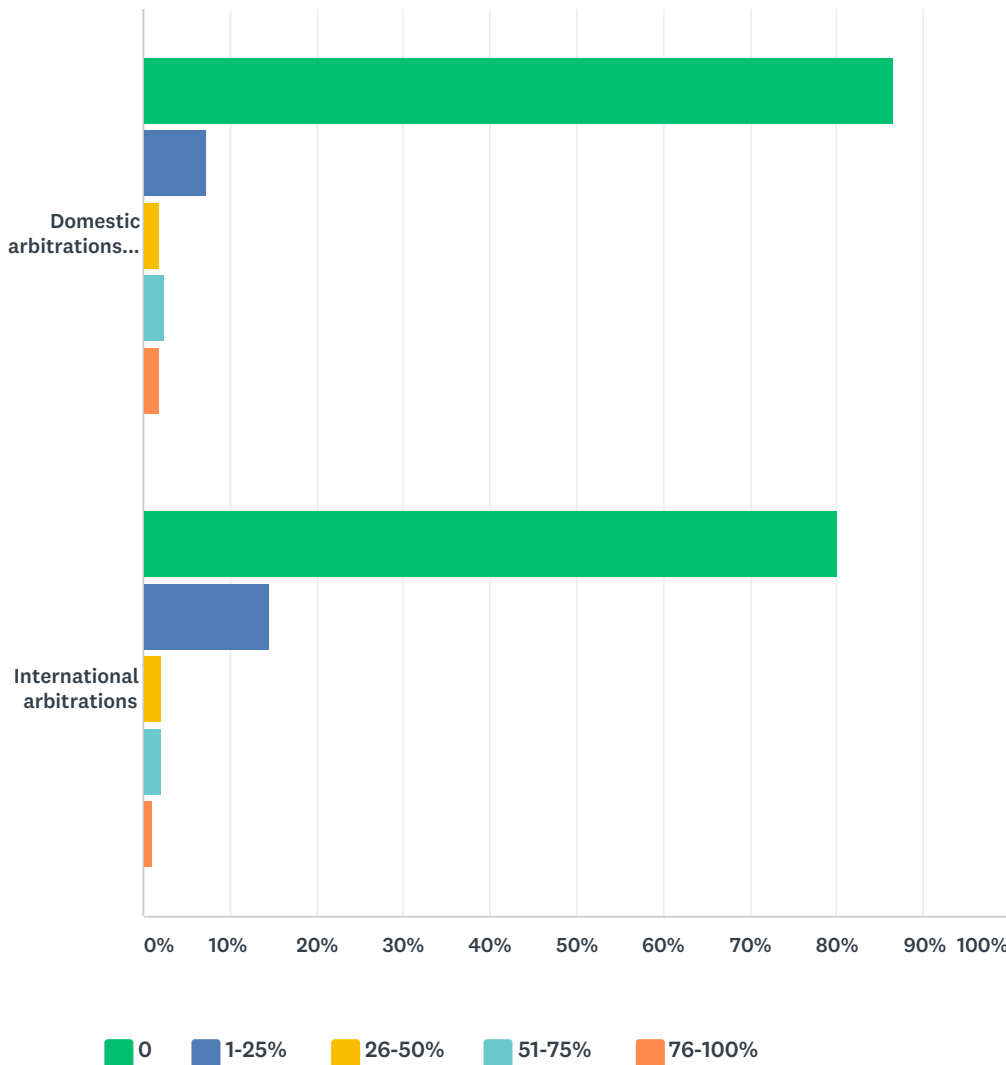
Survey on the Law and Practice of Arbitration in the Americas

	NO CORRELATION EXPECTED	MAJOR ISSUES FROM WRITTEN PLEADINGS MUST BE COVERED, BUT PARTIES CAN ALTER THEIR ARGUMENTS ON THOSE ISSUES AND INTRODUCE NEW ISSUES	ALL ISSUES FROM WRITTEN PLEADINGS MUST BE COVERED, BUT PARTIES CAN ALTER THEIR ARGUMENTS ON THOSE ISSUES AND INTRODUCE NEW ISSUES	ALL ISSUES FROM WRITTEN PLEADINGS MUST BE COVERED, PARTIES CAN ALTER THEIR ARGUMENTS ON THOSE ISSUES, BUT CANNOT INTRODUCE NEW ISSUES	PARTIES SHOULD CONFORM THEIR ORAL PRESENTATIONS TO THEIR WRITTEN PLEADINGS	TOTAL
Domestic arbitrations seated in your Country	12.35% 20	39.51% 64	13.58% 22	20.37% 33	14.20% 23	162
International arbitrations	3.41% 3	32.95% 29	12.50% 11	29.55% 26	21.59% 19	88

Q59 In what proportion of arbitrations on which you have worked in the past 5 years, in which one or more experts have offered written or verbal testimony, did the arbitral tribunal itself appoint one or more experts?

Note: Select n/a if you have not participated in the past 5 years in any relevant (i.e. domestic/international) arbitration in which expert testimony was presented. Please include both arbitrations in which only the tribunal appointed experts and those in which both the tribunal and the parties appointed experts.

Answered: 182 Skipped: 30

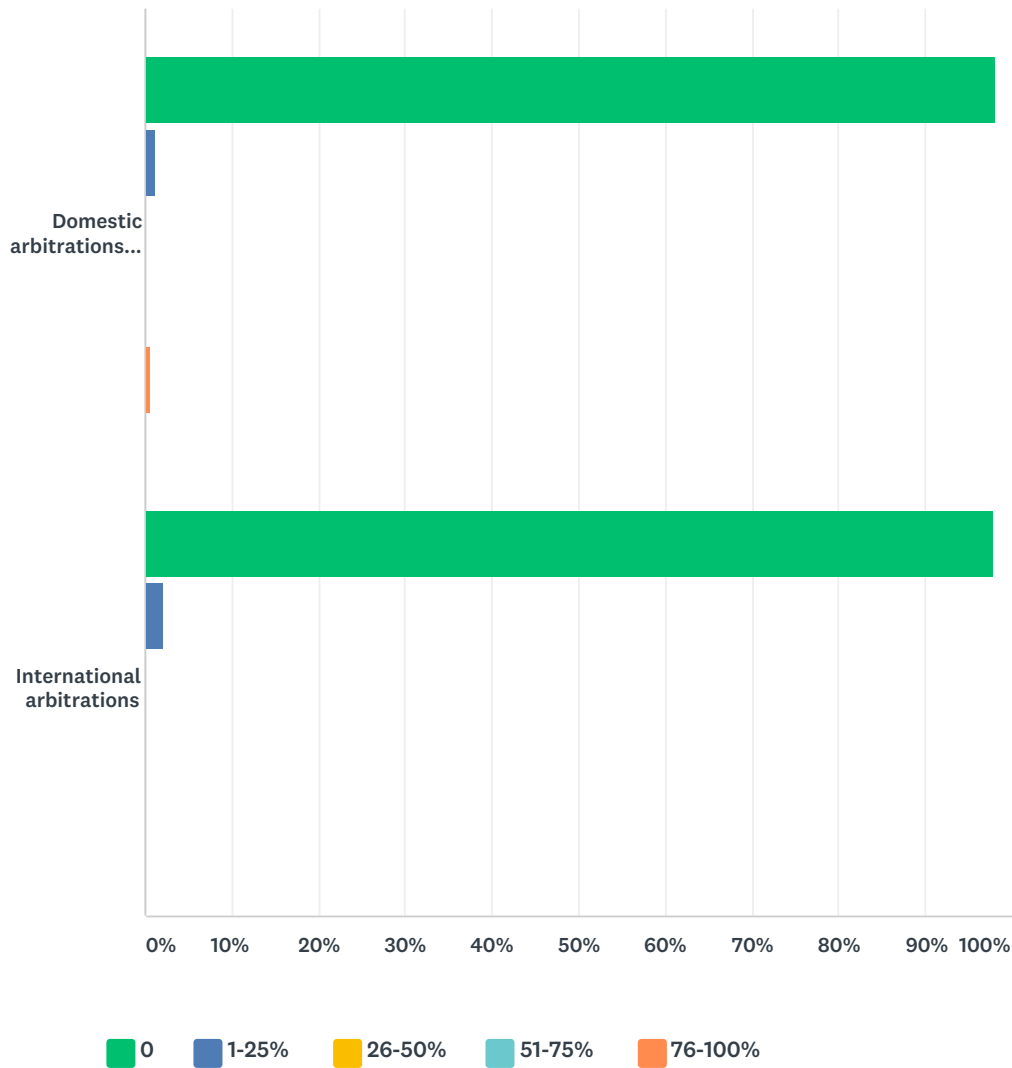


	0	1-25%	26-50%	51-75%	76-100%	TOTAL
Domestic arbitrations seated in your Country	86.59% 142	7.32% 12	1.83% 3	2.44% 4	1.83% 3	164
International arbitrations	80.21% 77	14.58% 14	2.08% 2	2.08% 2	1.04% 1	96

Q60 In what proportion of arbitrations on which you have worked in the past 5 years, in which one or more experts have offered written or verbal testimony, did the arbitral tribunal itself appoint all the testifying experts?

Note: Select n/a if you have not participated in the past 5 years in any relevant (i.e. domestic/international) arbitration in which expert testimony was presented.

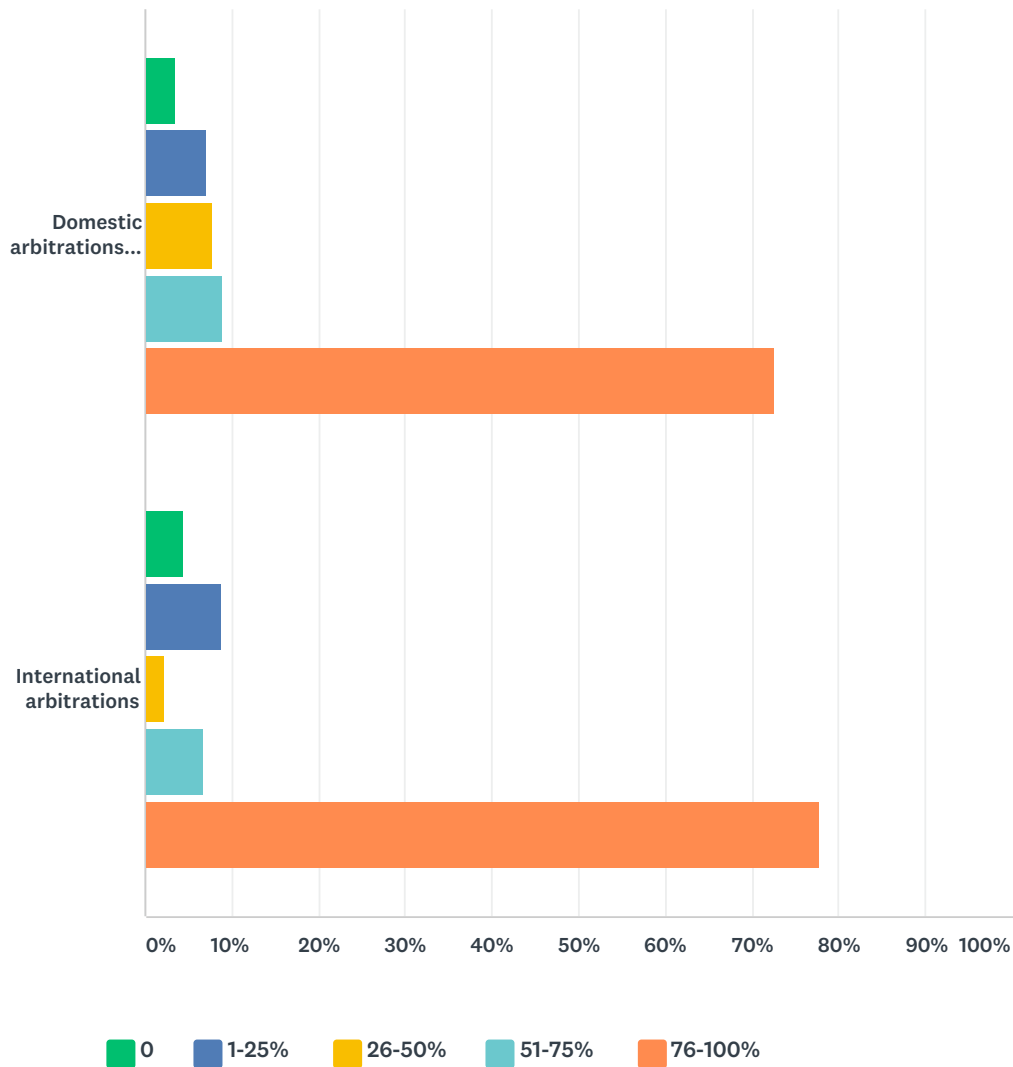
Answered: 182 Skipped: 30



	0	1-25%	26-50%	51-75%	76-100%	TOTAL
Domestic arbitrations seated in your Country	98.10% 155	1.27% 2	0.00% 0	0.00% 0	0.63% 1	158
International arbitrations	97.83% 90	2.17% 2	0.00% 0	0.00% 0	0.00% 0	92

Q61 In what proportion of arbitrations on which you have worked in the past 5 years did arbitrators directly question witnesses? Note: Select n/a if you did not participate in any relevant (i.e. domestic/international) arbitrations in the past 5 years. Please include only situations in which arbitrators asked substantive questions of witnesses intended to elicit new information. Do not include situations in which arbitrators merely asked for clarification of testimony given by a witness.

Answered: 180 Skipped: 32

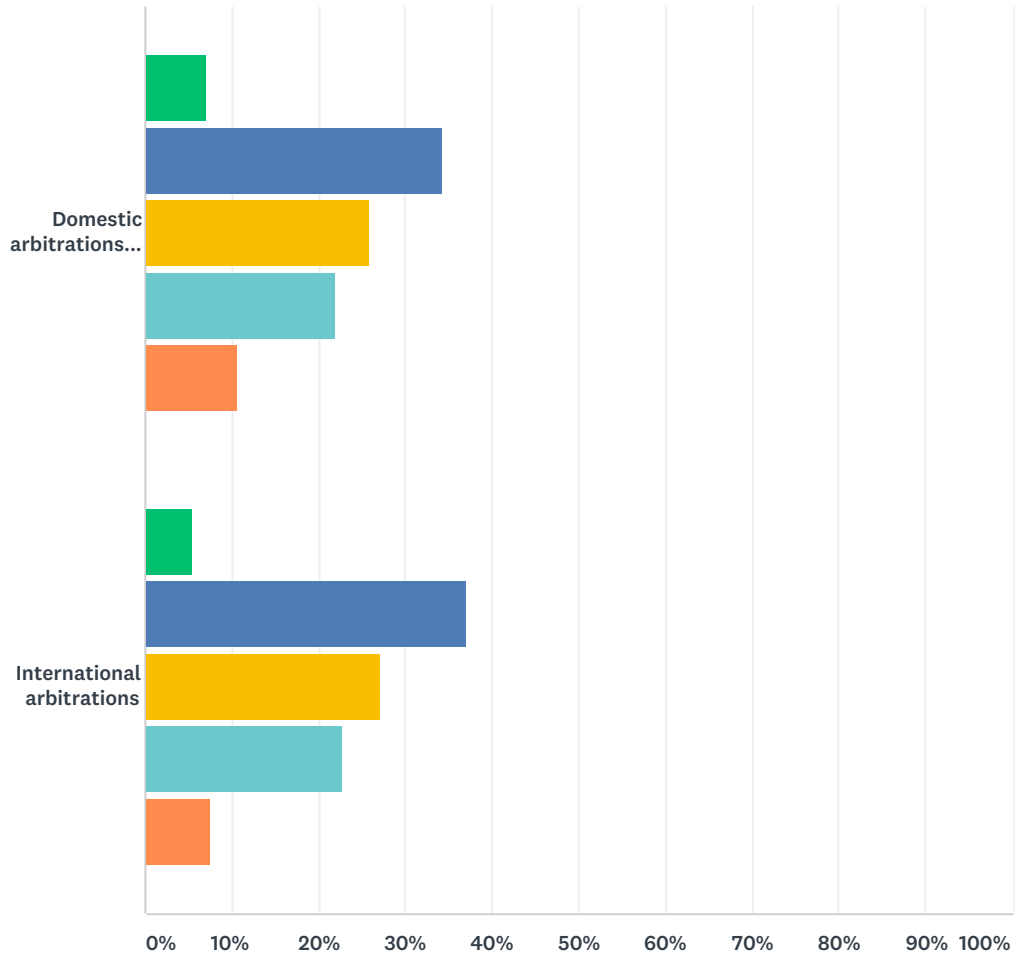


	0	1-25%	26-50%	51-75%	76-100%	TOTAL
Domestic arbitrations seated in your Country	3.57% 6	7.14% 12	7.74% 13	8.93% 15	72.62% 122	168
International arbitrations	4.44% 4	8.89% 8	2.22% 2	6.67% 6	77.78% 70	90

Q62 Based on your professional experience over the past 5 years, would you characterise the approach taken by arbitrators in arbitrations in which you have been involved as inquisitorial or adversarial? Note: Approaches taken by individual arbitrators will, of course, vary. Please attempt nonetheless an overall characterisation that accurately describes the general trend, even though in individual cases this description might not be accurate. For the purposes of this question, a “highly inquisitorial” arbitrator will actively control the substance of the proceedings, specifying the issues to be addressed, questioning witnesses and counsel, raising arguments of his/her own, etc. By contrast, a “highly adversarial” arbitrator will leave the substance of the proceedings entirely under the control of the parties, and sees his/her role as primarily to deliver a decision at the conclusion of the proceedings, based on the evidence and arguments presented by the parties. Select n/a if you did not participate in any relevant (i.e. domestic/international) arbitrations in the past 5 years

Answered: 180 Skipped: 32

Survey on the Law and Practice of Arbitration in the Americas

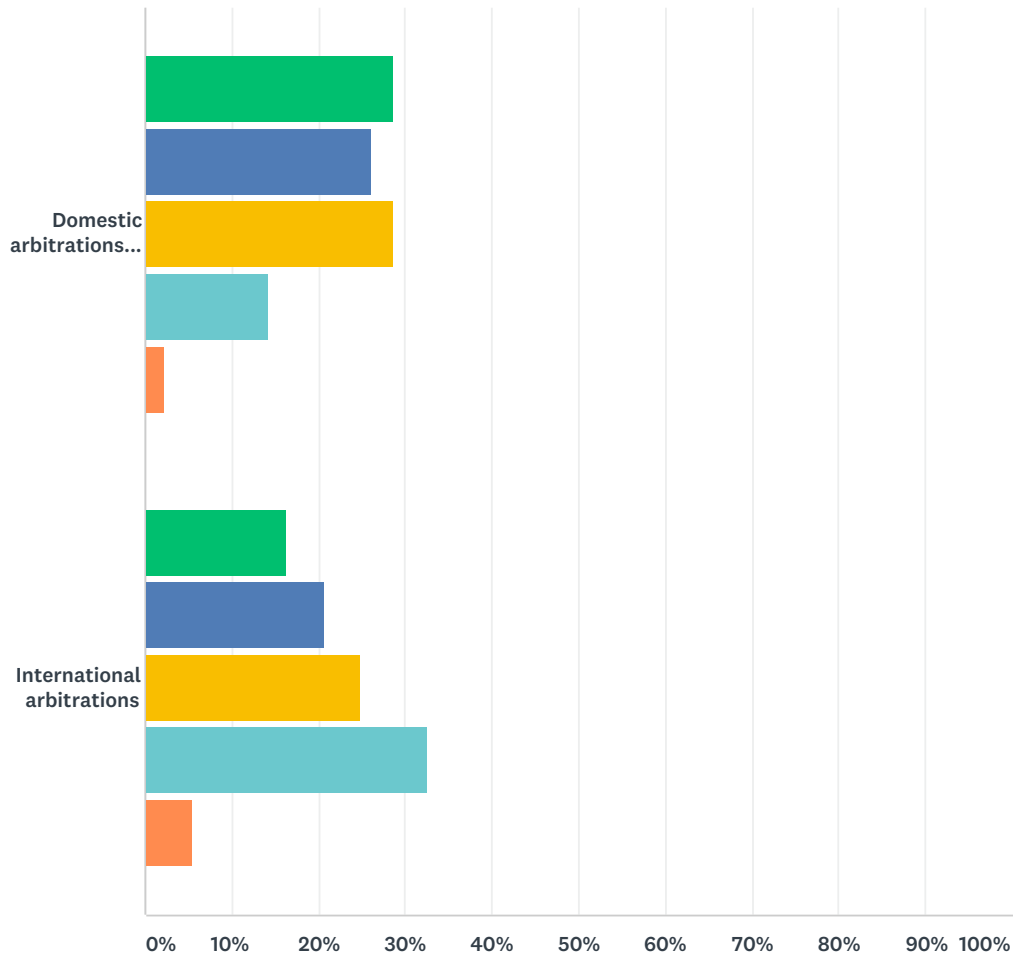


■ Highly inquisitorial
 ■ Moderately inquisitorial
 ■ Neutral
■ Moderately adversarial
 ■ Highly adversarial

	HIGHLY INQUISITORIAL	MODERATELY INQUISITORIAL	NEUTRAL	MODERATELY ADVERSARIAL	HIGHLY ADVERSARIAL	TOTAL
Domestic arbitrations seated in your Country	7.10% 12	34.32% 58	26.04% 44	21.89% 37	10.65% 18	169
International arbitrations	5.43% 5	36.96% 34	27.17% 25	22.83% 21	7.61% 7	92

Q63 To what degree is arbitrator availability a cause of delay with respect to scheduling of hearings or other proceedings requiring in-person participation by arbitrators?

Answered: 180 Skipped: 32

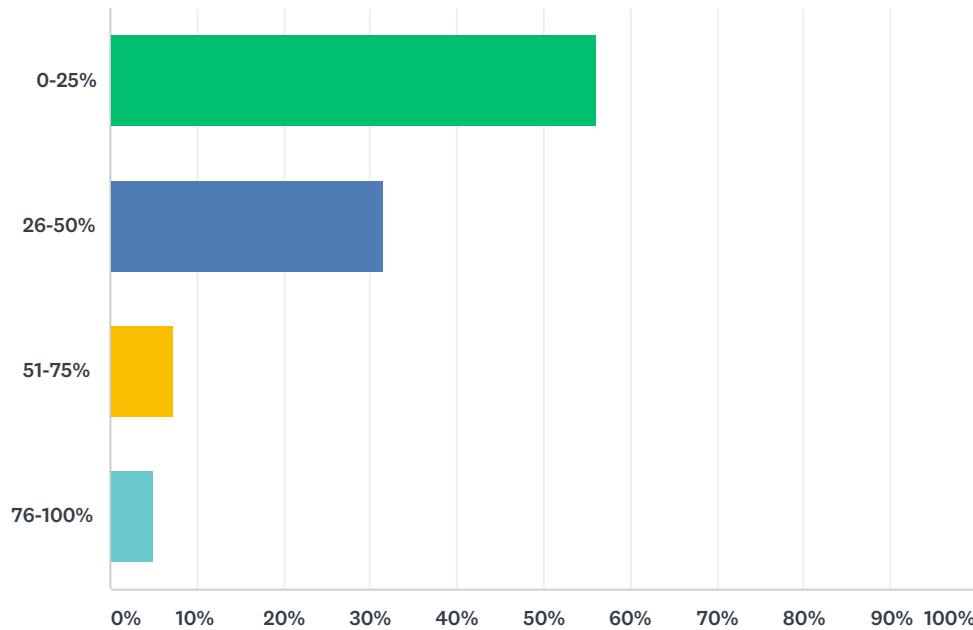


■ not a notable cause
 ■ a minor cause
 ■ an average cause
■ a significant cause
 ■ a serious cause

	NOT A NOTABLE CAUSE	A MINOR CAUSE	AN AVERAGE CAUSE	A SIGNIFICANT CAUSE	A SERIOUS CAUSE	TOTAL
Domestic arbitrations seated in your Country	28.57% 48	26.19% 44	28.57% 48	14.29% 24	2.38% 4	168
International arbitrations	16.30% 15	20.65% 19	25.00% 23	32.61% 30	5.43% 5	92

Q64 Based on your professional experience, what proportion of domestic arbitrations seated in your Country, that commenced in the past 5 years, do you estimate have been conducted on an ad hoc basis (i.e. without using the services of an arbitral institution)?

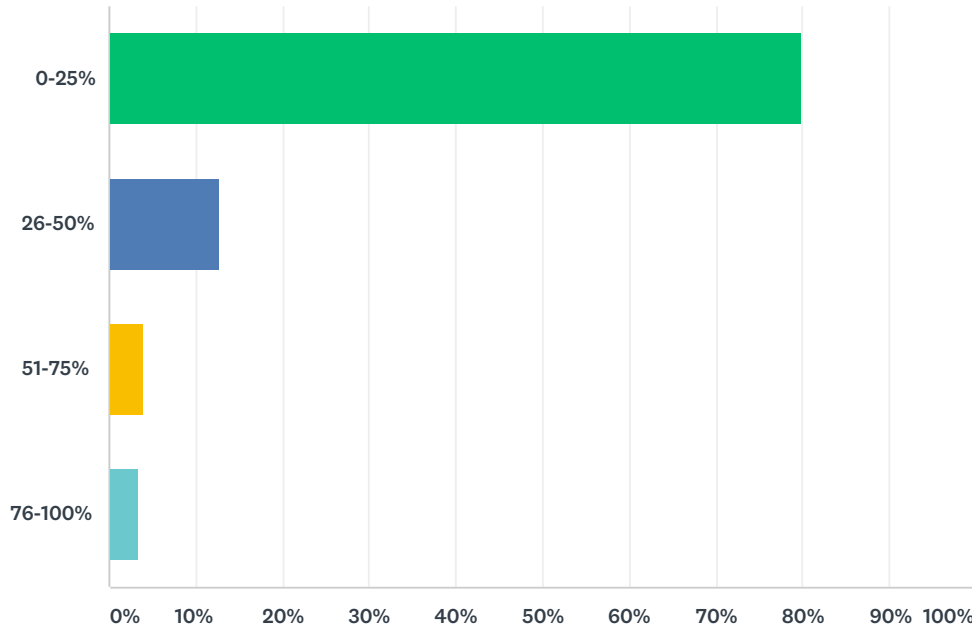
Answered: 180 Skipped: 32



ANSWER CHOICES	RESPONSES
0-25%	56.11% 101
26-50%	31.67% 57
51-75%	7.22% 13
76-100%	5.00% 9
TOTAL	180

Q65 Based on your professional experience, what proportion of international arbitrations seated in your Country, that commenced in the past 5 years, do you estimate have been conducted on an ad hoc basis (i.e. without using the services of an arbitral institution).

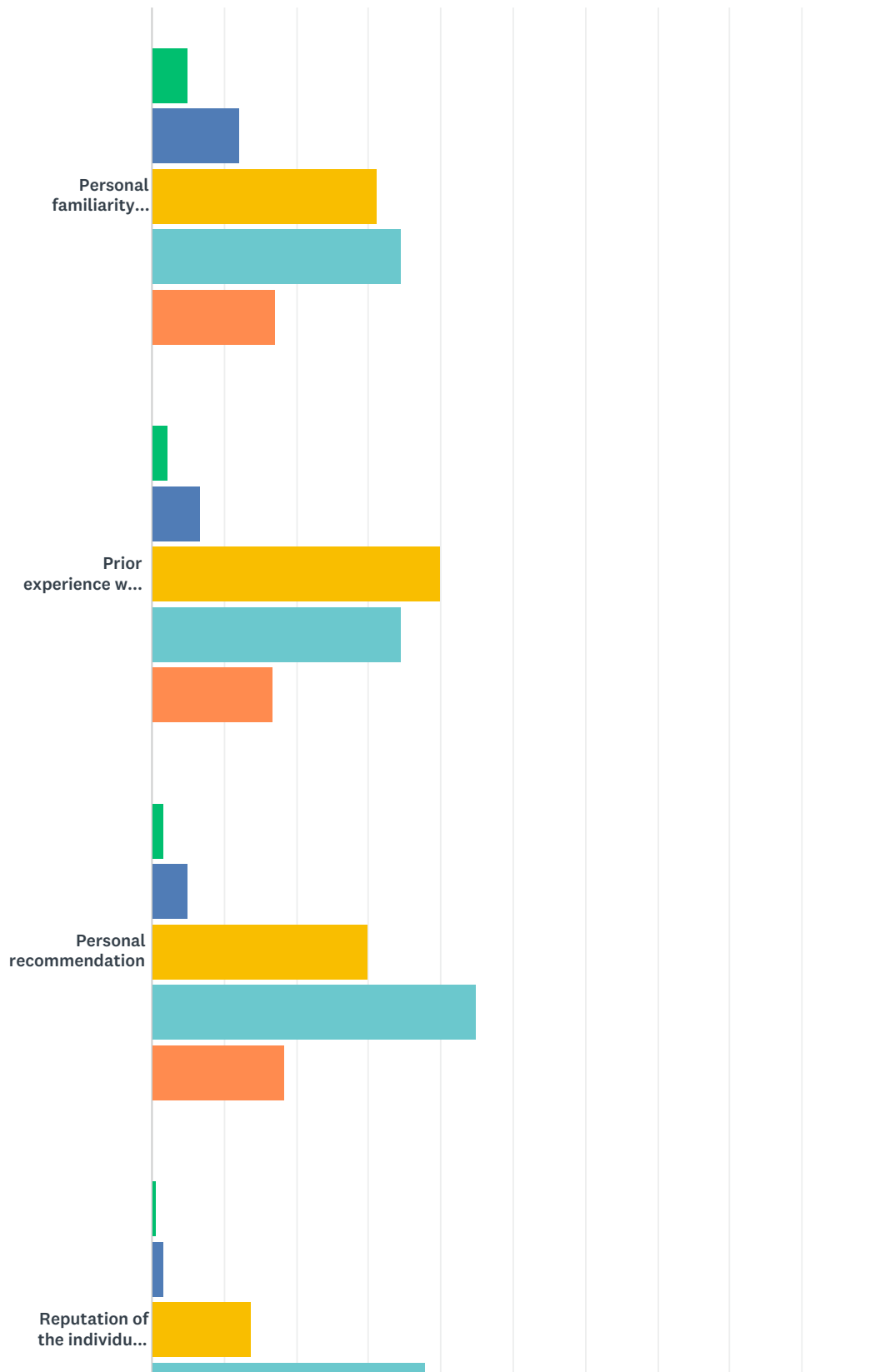
Answered: 180 Skipped: 32



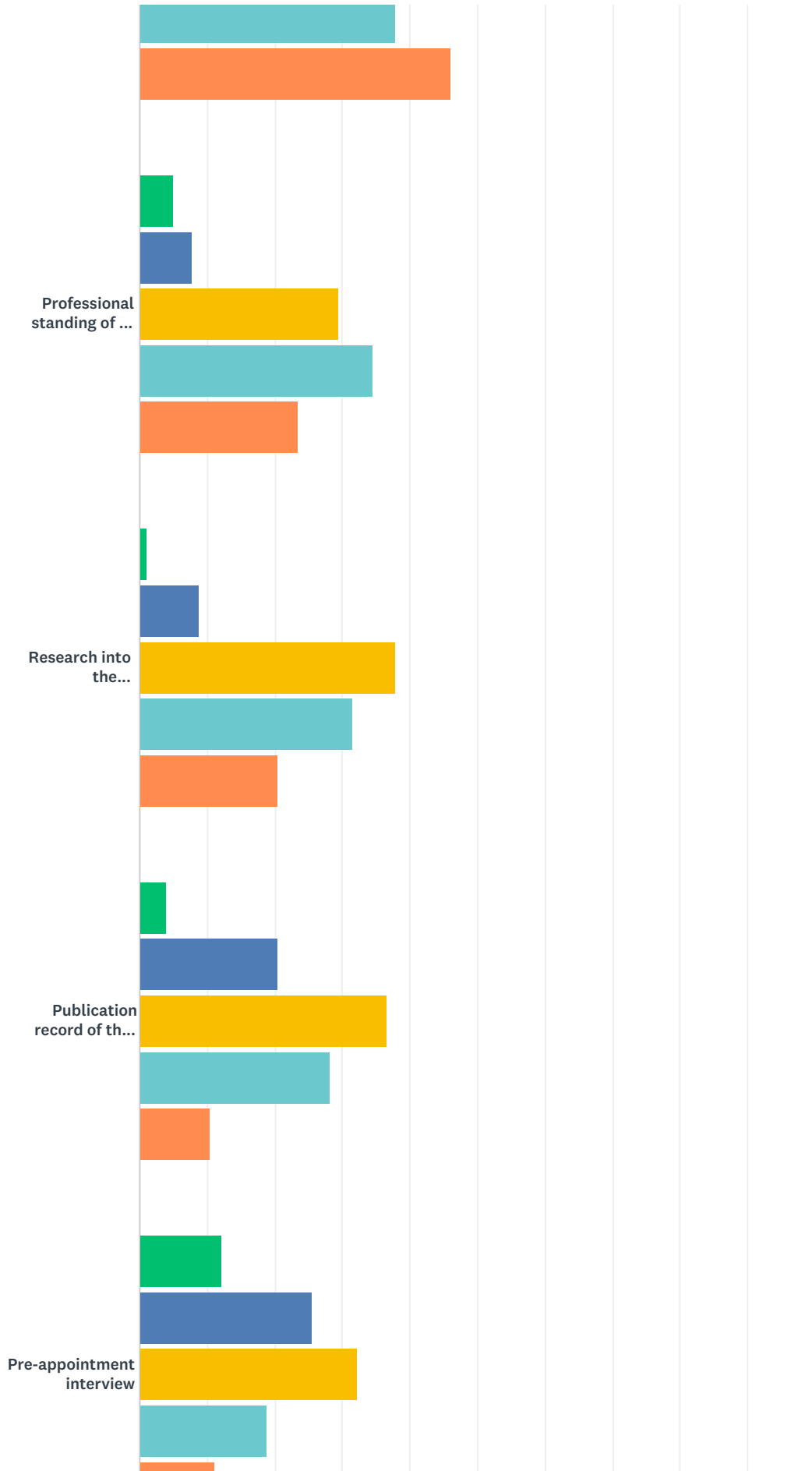
ANSWER CHOICES	RESPONSES	
0-25%	80.00%	144
26-50%	12.78%	23
51-75%	3.89%	7
76-100%	3.33%	6
TOTAL		180

Q66 Based on your professional experience, evaluate the following in terms of their importance in the selection of a party-nominated arbitrator:

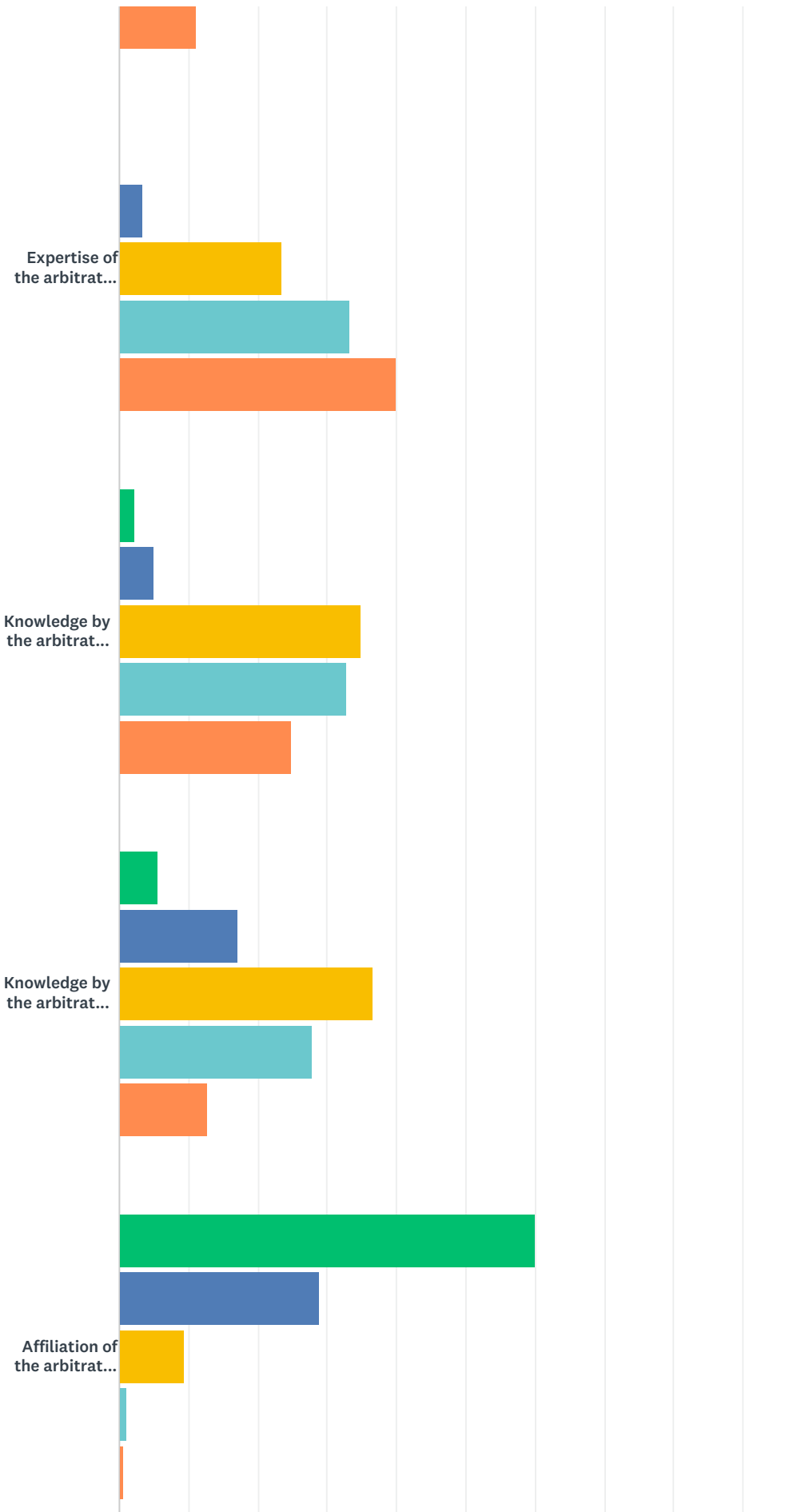
Answered: 180 Skipped: 32



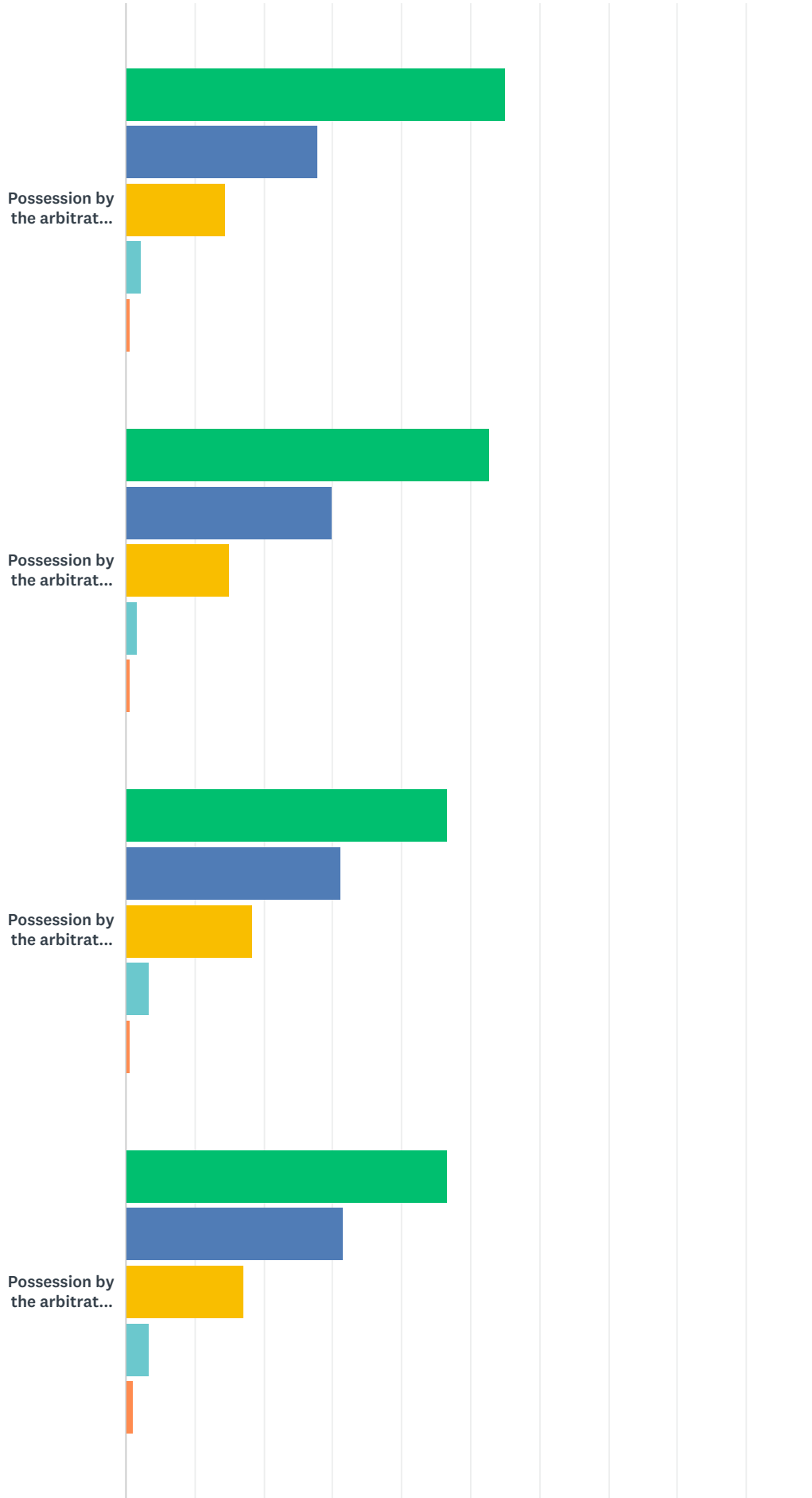
Survey on the Law and Practice of Arbitration in the Americas



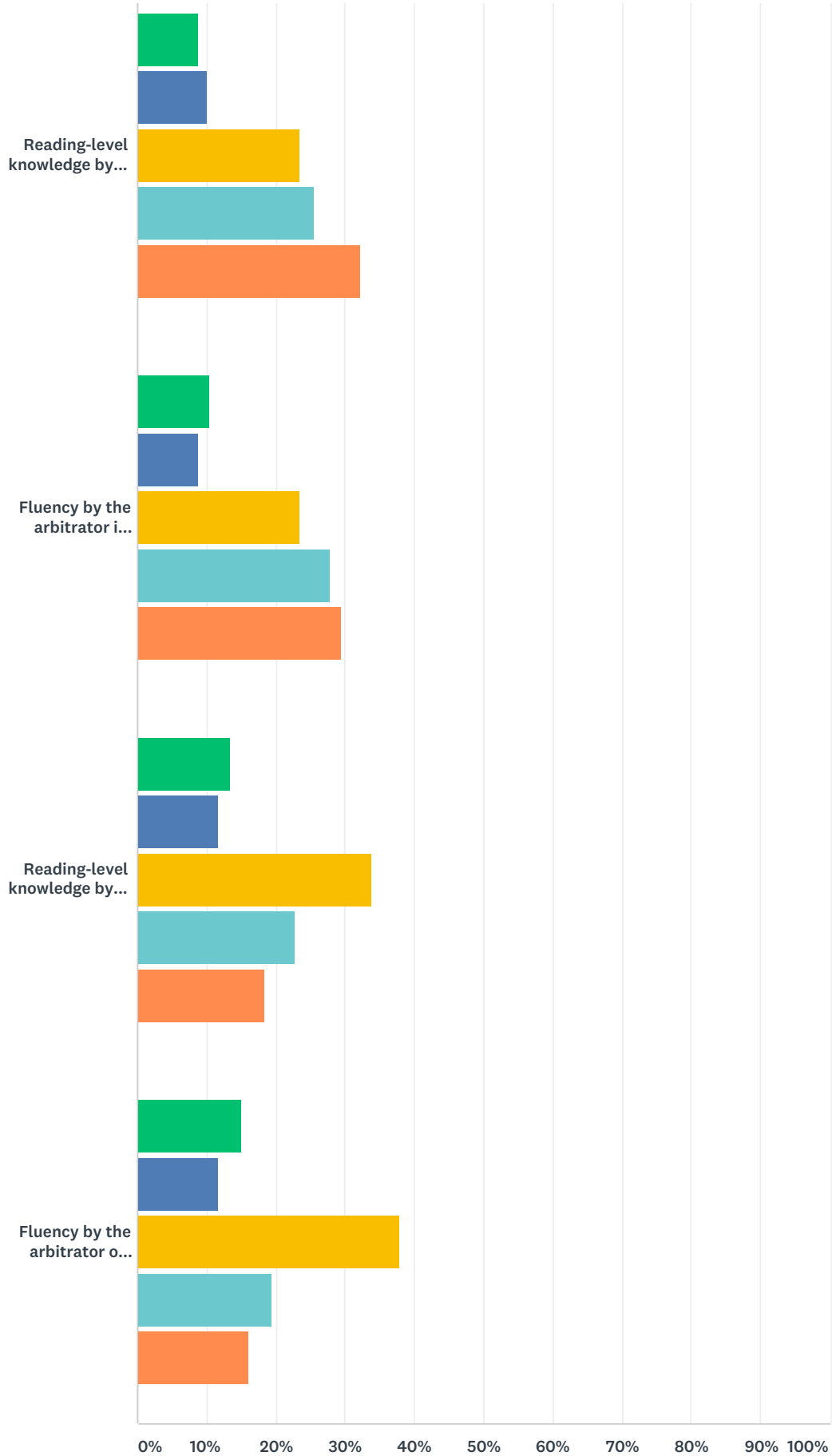
Survey on the Law and Practice of Arbitration in the Americas



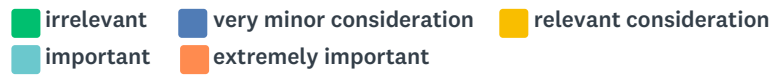
Survey on the Law and Practice of Arbitration in the Americas



Survey on the Law and Practice of Arbitration in the Americas



Survey on the Law and Practice of Arbitration in the Americas



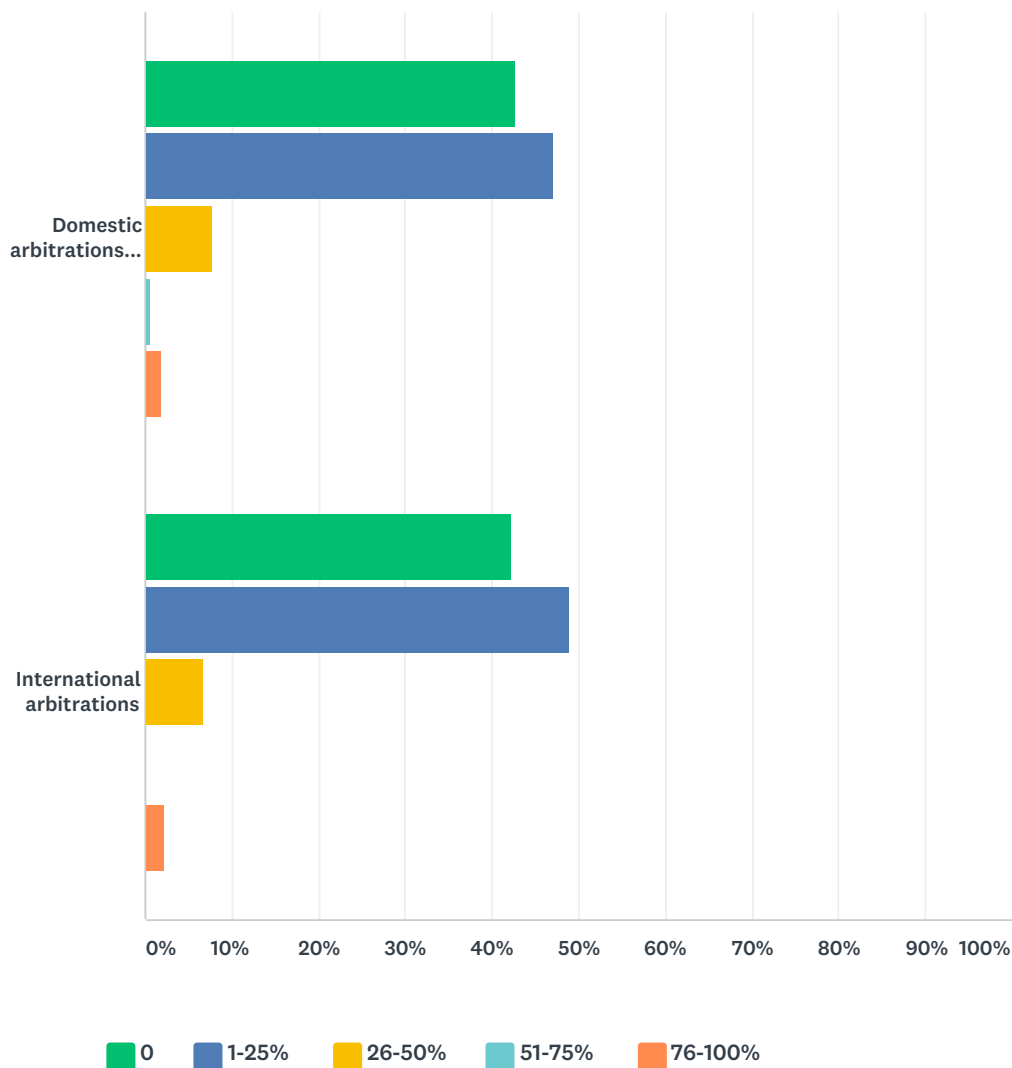
	IRRELEVANT	VERY MINOR CONSIDERATION	RELEVANT CONSIDERATION	IMPORTANT	EXTREMELY IMPORTANT	TOTAL
Personal familiarity with the arbitrator	5.00% 9	12.22% 22	31.11% 56	34.44% 62	17.22% 31	180
Prior experience with the individual as an arbitrator	2.22% 4	6.67% 12	40.00% 72	34.44% 62	16.67% 30	180
Personal recommendation	1.67% 3	5.00% 9	30.00% 54	45.00% 81	18.33% 33	180
Reputation of the individual as an arbitrator	0.56% 1	1.67% 3	13.89% 25	37.78% 68	46.11% 83	180
Professional standing of the arbitrator in the Country in which enforcement of the award is expected	5.00% 9	7.78% 14	29.44% 53	34.44% 62	23.33% 42	180
Research into the arbitrator's publications, public statements and available awards	1.11% 2	8.89% 16	37.78% 68	31.67% 57	20.56% 37	180
Publication record of the arbitrator on topics in arbitration, even if not directly relevant to the dispute	3.89% 7	20.56% 37	36.67% 66	28.33% 51	10.56% 19	180
Pre-appointment interview	12.22% 22	25.56% 46	32.22% 58	18.89% 34	11.11% 20	180
Expertise of the arbitrator in the subject matter of the dispute	0.00% 0	3.33% 6	23.33% 42	33.33% 60	40.00% 72	180
Knowledge by the arbitrator of the law of the seat	2.22% 4	5.00% 9	35.00% 63	32.78% 59	25.00% 45	180
Knowledge by the arbitrator of the law of the Country in which enforcement of the award is expected	5.56% 10	17.22% 31	36.67% 66	27.78% 50	12.78% 23	180
Affiliation of the arbitrator with a law school, whether in terms of a regular appointment or periodic lecturing	60.00% 108	28.89% 52	9.44% 17	1.11% 2	0.56% 1	180
Possession by the arbitrator of the ACI Arb (Associate of the Chartered Institute of Arbitrators) qualification	55.00% 99	27.78% 50	14.44% 26	2.22% 4	0.56% 1	180
Possession by the arbitrator of the MCI Arb (Member of the Chartered Institute of Arbitrators) qualification	52.78% 95	30.00% 54	15.00% 27	1.67% 3	0.56% 1	180
Possession by the arbitrator of the FCI Arb (Fellow of the Chartered Institute of Arbitrators) qualification	46.67% 84	31.11% 56	18.33% 33	3.33% 6	0.56% 1	180
Possession by the arbitrator of the status of Chartered Arbitrator	46.67% 84	31.67% 57	17.22% 31	3.33% 6	1.11% 2	180

Survey on the Law and Practice of Arbitration in the Americas

Reading-level knowledge by the arbitrator of the language of your client	8.89% 16	10.00% 18	23.33% 42	25.56% 46	32.22% 58	180
Fluency by the arbitrator in the language of your client	10.56% 19	8.89% 16	23.33% 42	27.78% 50	29.44% 53	180
Reading-level knowledge by the arbitrator of the language of the party in the arbitration that is not your client	13.33% 24	11.67% 21	33.89% 61	22.78% 41	18.33% 33	180
Fluency by the arbitrator of the language in the party in the arbitration that is not your client	15.00% 27	11.67% 21	37.78% 68	19.44% 35	16.11% 29	180

Q67 In what proportion of arbitrations on which you have worked in the past 5 years did one of the parties challenge an arbitrator, seeking to prevent his/her appointment to the tribunal or continued service on the tribunal? Note: Do not include arbitrations in which enforcement of the final award was challenged on the basis of the service on the tribunal of a particular arbitrator. Select n/a if you did not participate in any relevant (i.e. domestic/international) arbitrations in the past 5 years.

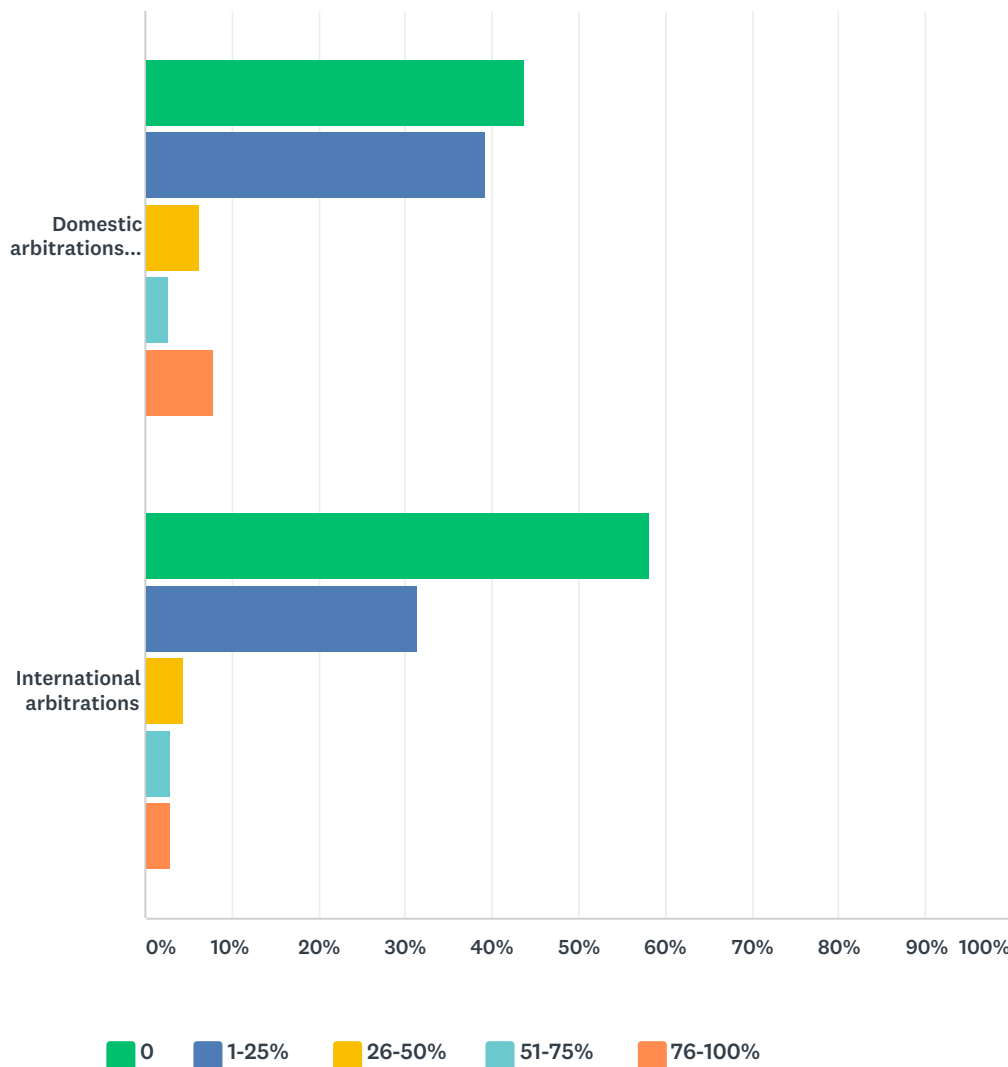
Answered: 180 Skipped: 32



	0	1-25%	26-50%	51-75%	76-100%	TOTAL
Domestic arbitrations seated in your Country	42.77% 71	46.99% 78	7.83% 13	0.60% 1	1.81% 3	166
International arbitrations	42.22% 38	48.89% 44	6.67% 6	0.00% 0	2.22% 2	90

Q68 In what proportion of those arbitrations on which you have worked in the past 5 years in which a challenge was made to one or more arbitrators was that challenge upheld (i.e. the arbitrator was not allowed to serve or continue serving on the tribunal)? Note: Do not include arbitrations in which a challenged arbitrator resigned prior to the challenge being formally resolved. Select n/a if you did not participate in any relevant (i.e. domestic/international) arbitrations in the past 5 years in which a challenge was made to an arbitrator.

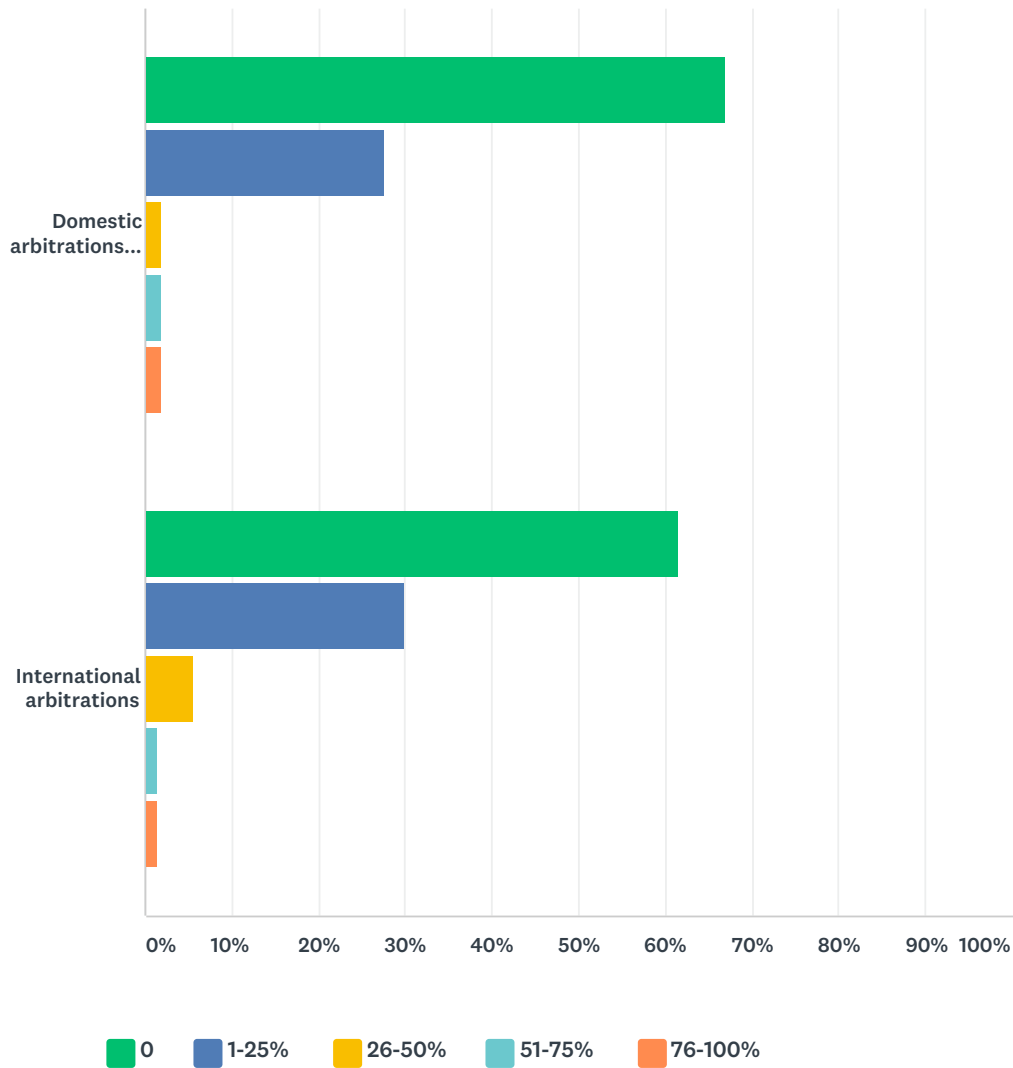
Answered: 180 Skipped: 32



	0	1-25%	26-50%	51-75%	76-100%	TOTAL
Domestic arbitrations seated in your Country	43.75% 49	39.29% 44	6.25% 7	2.68% 3	8.04% 9	112
International arbitrations	58.21% 39	31.34% 21	4.48% 3	2.99% 2	2.99% 2	67

Q69 In what proportion of those arbitrations on which you have worked in the past 5 years in which a challenge was made to one or more arbitrators, did the challenged arbitrator resign prior to the challenge being formally resolved? Note: Select n/a if you did not participate in any relevant (i.e. domestic/international) arbitrations in the past 5 years in which a challenge was made to an arbitrator.

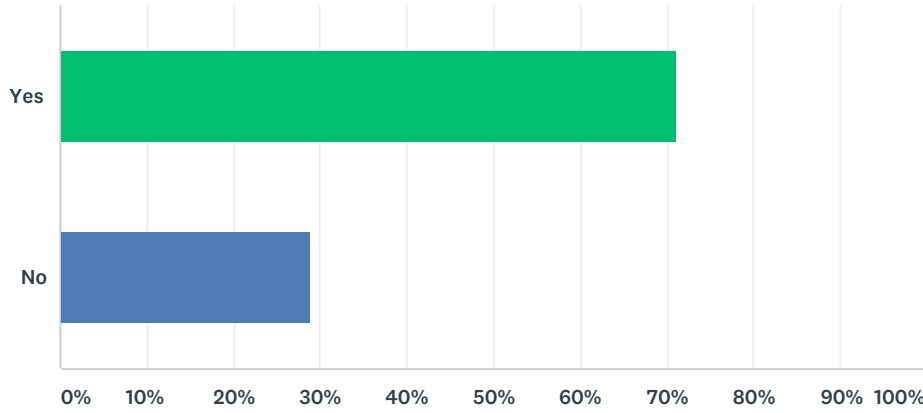
Answered: 180 Skipped: 32



	0	1-25%	26-50%	51-75%	76-100%	TOTAL
Domestic arbitrations seated in your Country	66.96% 75	27.68% 31	1.79% 2	1.79% 2	1.79% 2	112
International arbitrations	61.43% 43	30.00% 21	5.71% 4	1.43% 1	1.43% 1	70

Q70 Have you served as an arbitrator in the past 5 years?

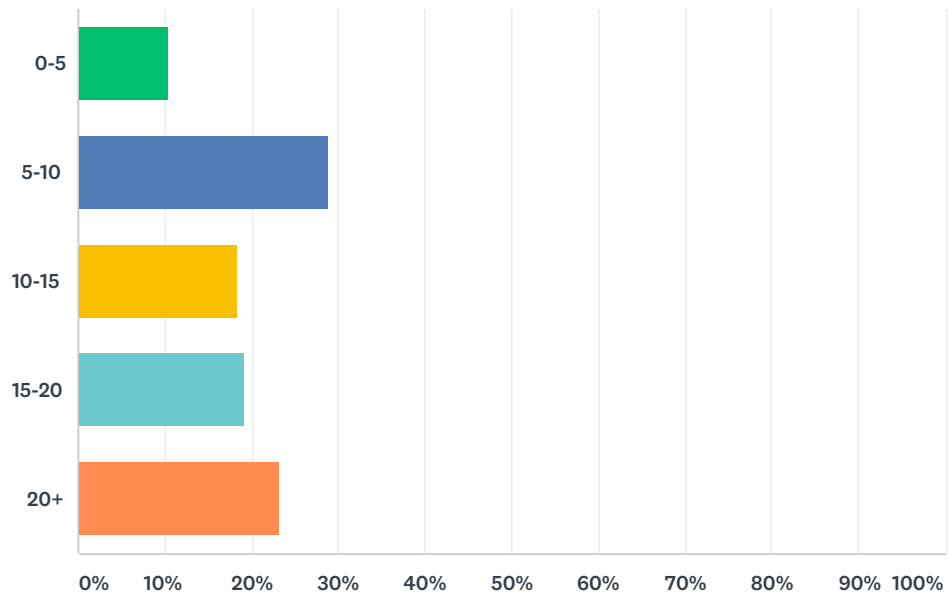
Answered: 180 Skipped: 32



ANSWER CHOICES	RESPONSES	
Yes	71.11%	128
No	28.89%	52
TOTAL		180

Q71 How many years had you worked in your profession before your first appointment as arbitrator?

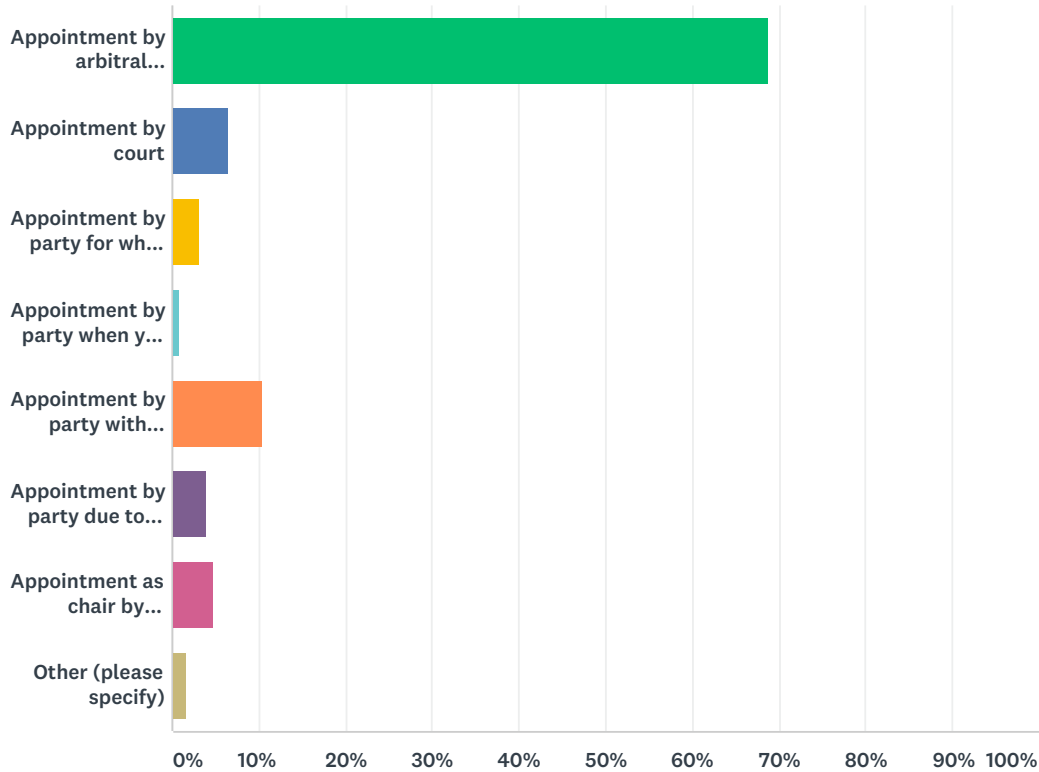
Answered: 125 Skipped: 87



ANSWER CHOICES	RESPONSES	
0-5	10.40%	13
5-10	28.80%	36
10-15	18.40%	23
15-20	19.20%	24
20+	23.20%	29
TOTAL		125

Q72 How did you receive your first appointment as arbitrator?

Answered: 125 Skipped: 87

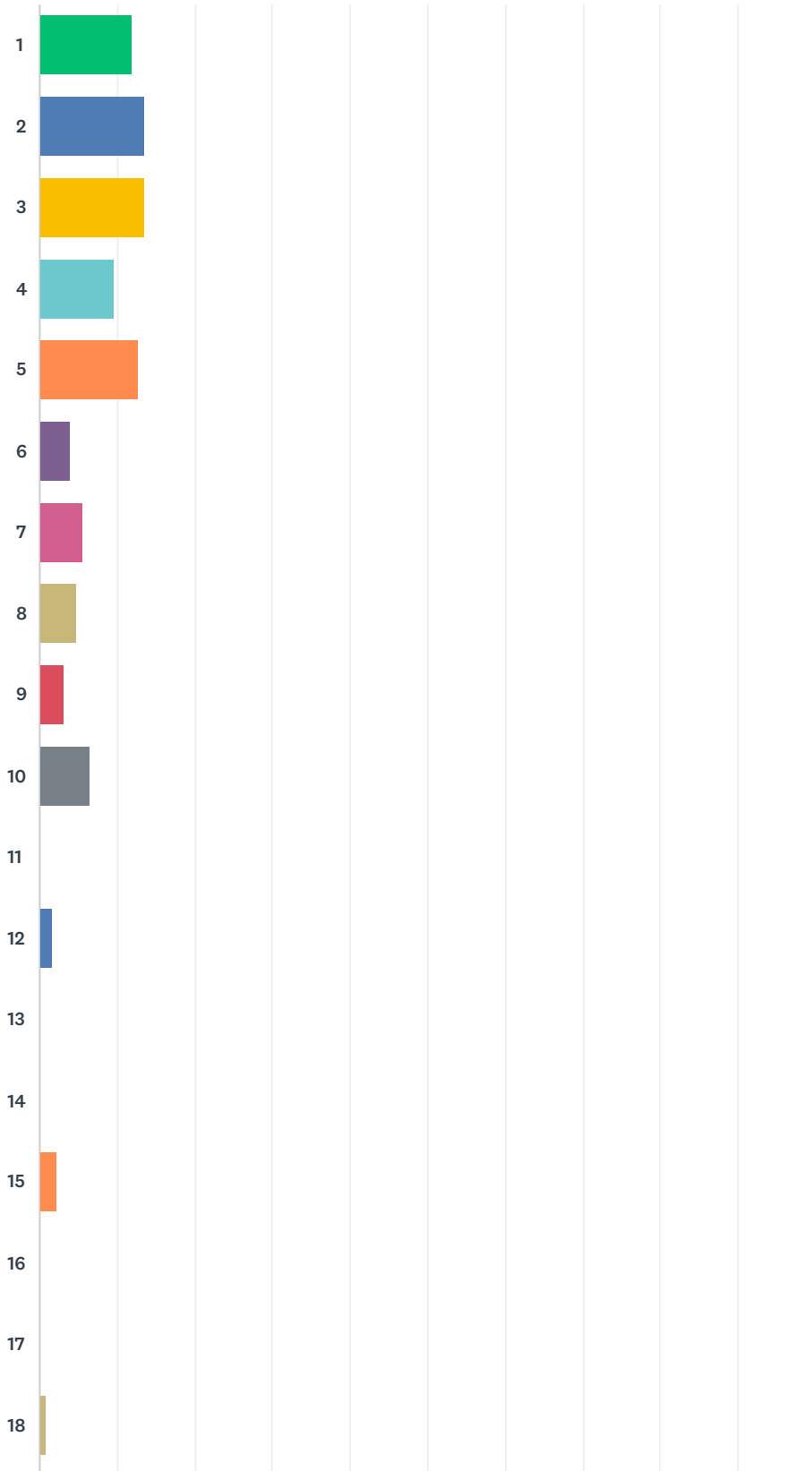


ANSWER CHOICES	RESPONSES
Appointment by arbitral institution	68.80% 86
Appointment by court	6.40% 8
Appointment by party for whom you had previously performed work	3.20% 4
Appointment by party when you had previously performed work for a related entity (e.g. parent, subsidiary, government department)	0.80% 1
Appointment by party with which you had no previous connection	10.40% 13
Appointment by party due to a social connection with a representative of the party	4.00% 5
Appointment as chair by parties or party-nominated arbitrators	4.80% 6
Other (please specify)	1.60% 2
TOTAL	125

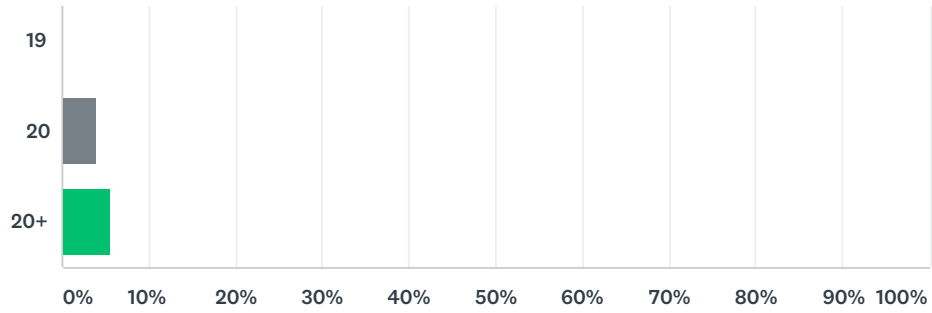
#	OTHER (PLEASE SPECIFY)	DATE
1	Appointment by law firm I had previously opposed.	9/9/2016 2:55 PM
2	Agreement of parties based on my work with both sides' lawyers in litigation.	8/16/2016 7:36 PM

Q73 On average over the past 5 years, how many new appointments as arbitrator have you accepted per year? Please select a number.

Answered: 125 Skipped: 87



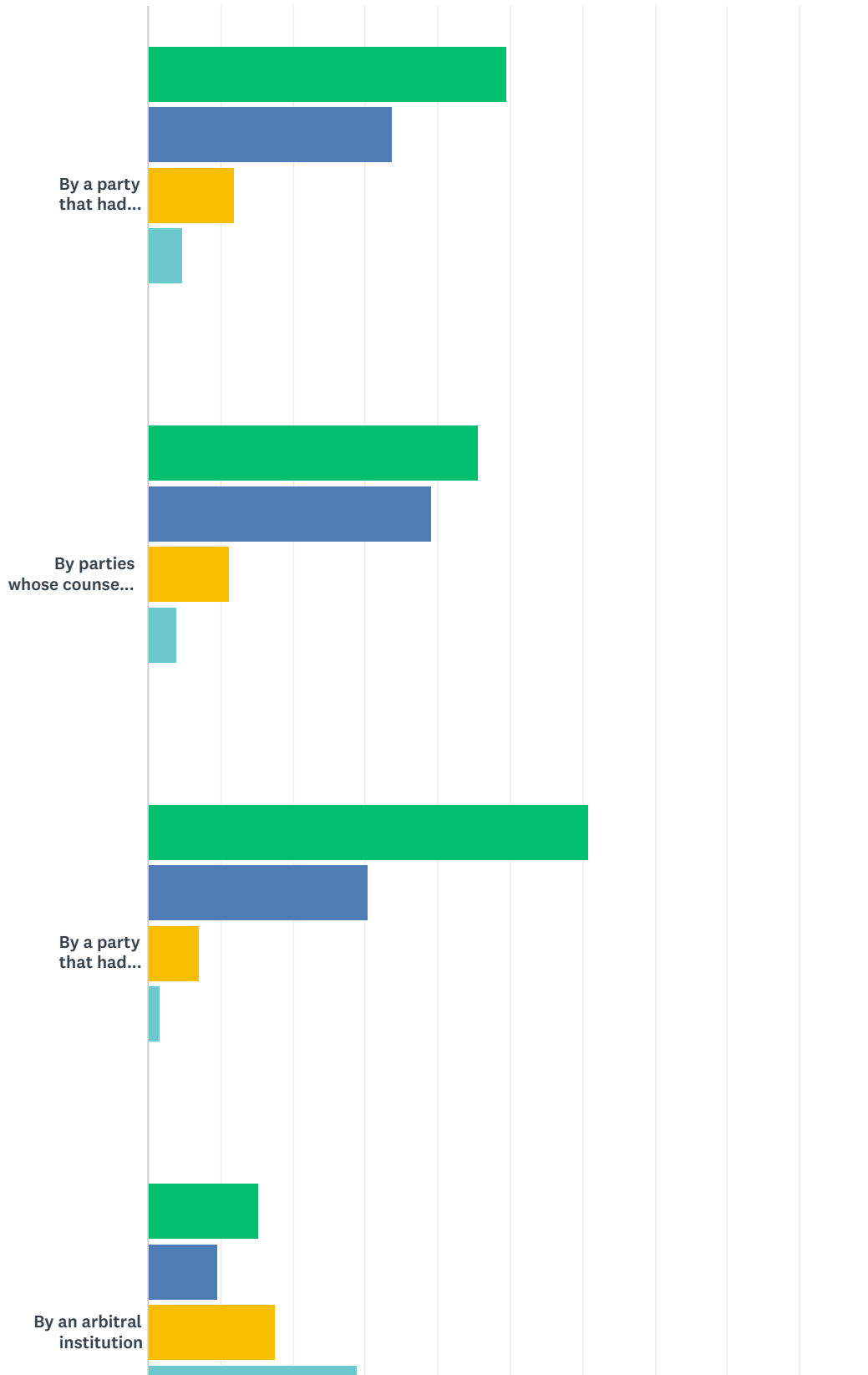
Survey on the Law and Practice of Arbitration in the Americas



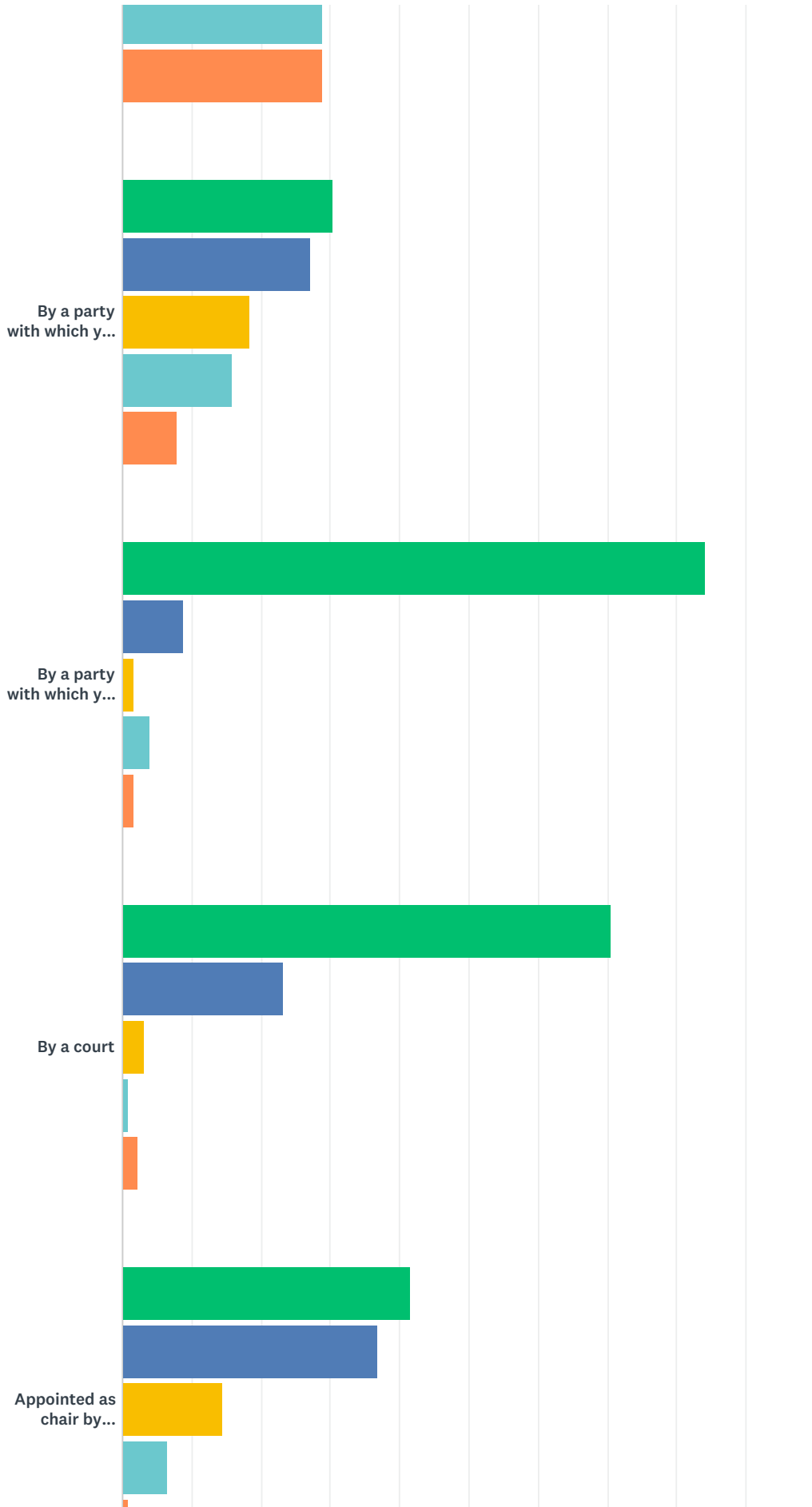
ANSWER CHOICES	RESPONSES	
1	12.00%	15
2	13.60%	17
3	13.60%	17
4	9.60%	12
5	12.80%	16
6	4.00%	5
7	5.60%	7
8	4.80%	6
9	3.20%	4
10	6.40%	8
11	0.00%	0
12	1.60%	2
13	0.00%	0
14	0.00%	0
15	2.40%	3
16	0.00%	0
17	0.00%	0
18	0.80%	1
19	0.00%	0
20	4.00%	5
20+	5.60%	7
TOTAL		125

Q74 Over the past 5 years, how many of your appointments as arbitrator have best been described by the following categories?

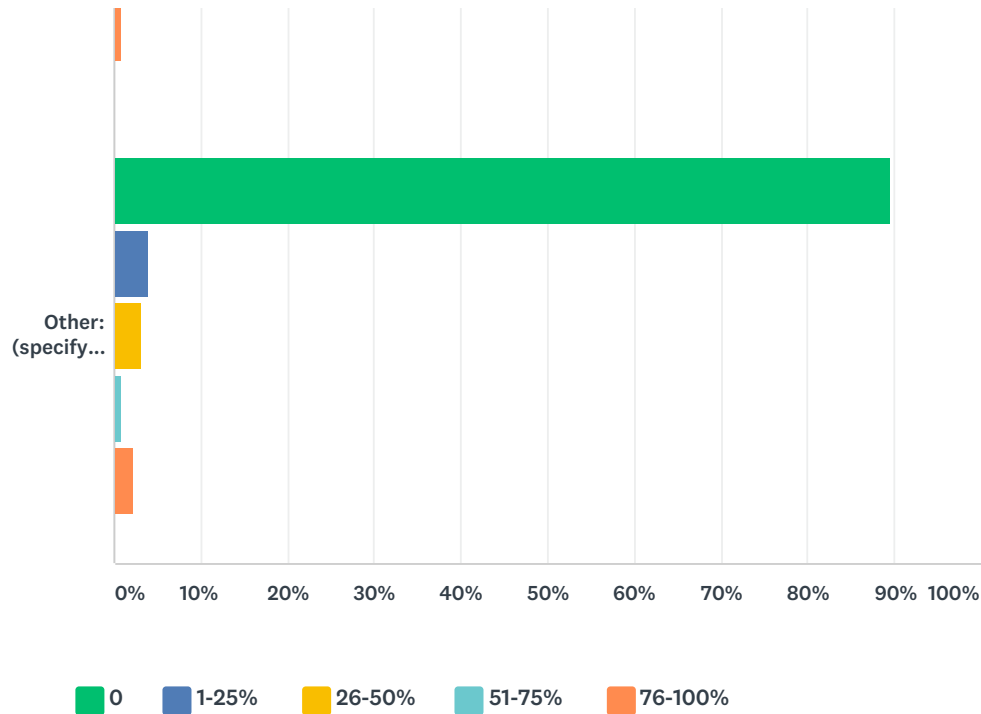
Answered: 125 Skipped: 87



Survey on the Law and Practice of Arbitration in the Americas



Survey on the Law and Practice of Arbitration in the Americas



	0	1-25%	26-50%	51-75%	76-100%	TOTAL
By a party that had previously appointed you as an arbitrator	49.60% 62	33.60% 42	12.00% 15	4.80% 6	0.00% 0	125
By parties whose counsel had previously represented a party that appointed you as arbitrator	45.60% 57	39.20% 49	11.20% 14	4.00% 5	0.00% 0	125
By a party that had previously participated in an arbitration in which you were appointed by the opposing party	60.80% 76	30.40% 38	7.20% 9	1.60% 2	0.00% 0	125
By an arbitral institution	15.20% 19	9.60% 12	17.60% 22	28.80% 36	28.80% 36	125
By a party with which you had no previous contact	30.40% 38	27.20% 34	18.40% 23	16.00% 20	8.00% 10	125
By a party with which your connection was a social connection with a representative of that party	84.00% 105	8.80% 11	1.60% 2	4.00% 5	1.60% 2	125
By a court	70.40% 88	23.20% 29	3.20% 4	0.80% 1	2.40% 3	125
Appointed as chair by party-nominated arbitrators	41.60% 52	36.80% 46	14.40% 18	6.40% 8	0.80% 1	125
Other: (specify category in the box below)	89.60% 112	4.00% 5	3.20% 4	0.80% 1	2.40% 3	125

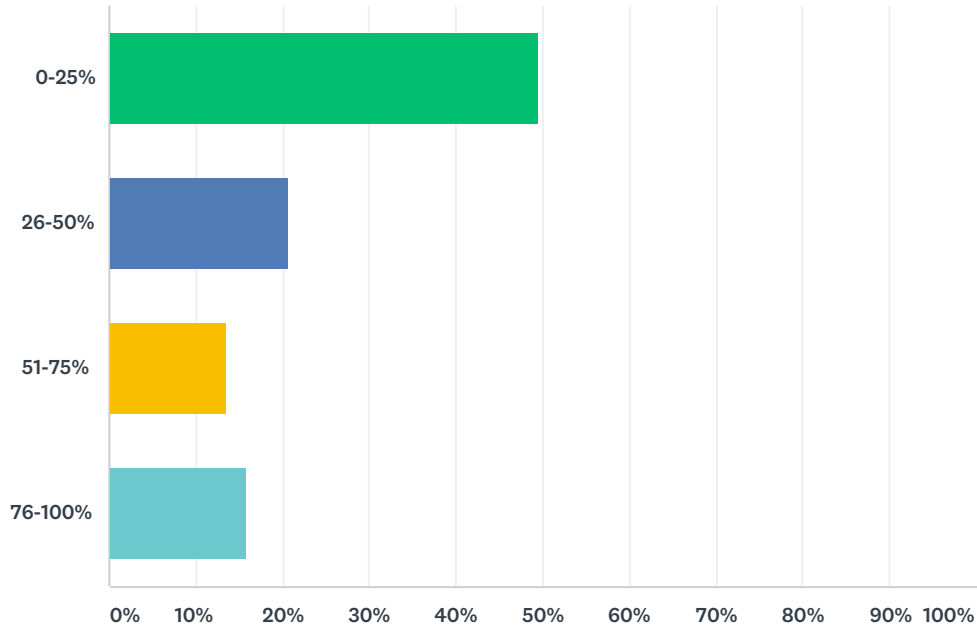
#	PLEASE SPECIFY WHAT "OTHER" MEANS	DATE
1	Named in a contract	9/5/2016 6:57 PM
2	agreement of parties on recommendation of their counsel	8/16/2016 7:36 PM
3	becuase of general reputation	8/16/2016 3:51 PM
4	Appointed by agreement of parties, one of whose counsel knew me from the arbitration community	8/4/2016 1:07 AM
5	Counsel for all parties jointly approached, interviewed and selected me.	4/7/2016 9:13 PM
6	Appointed by both parties	4/7/2016 5:51 AM
7	Appointed as chair by arbitral institution	4/4/2016 4:56 AM

Survey on the Law and Practice of Arbitration in the Americas

8	By counsel who knew me personally or by reputation	4/2/2016 11:41 PM
9	By joint agreement of all counsel	4/2/2016 6:36 PM
10	FINRA process	4/1/2016 10:18 PM

Q75 On average over the past 5 years, in terms of the number of hours worked per year, what proportion of your work was devoted to serving as arbitrator?

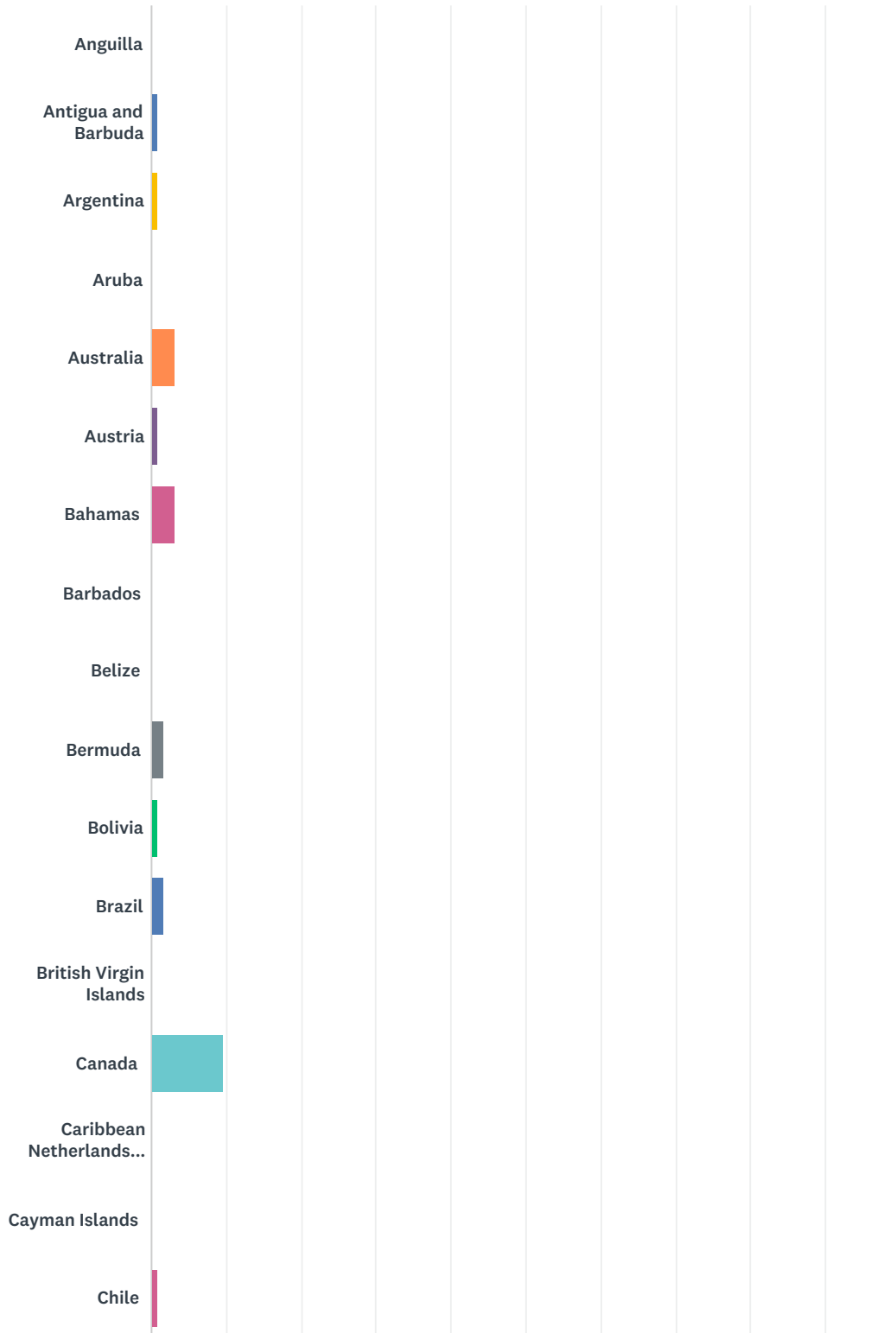
Answered: 125 Skipped: 87



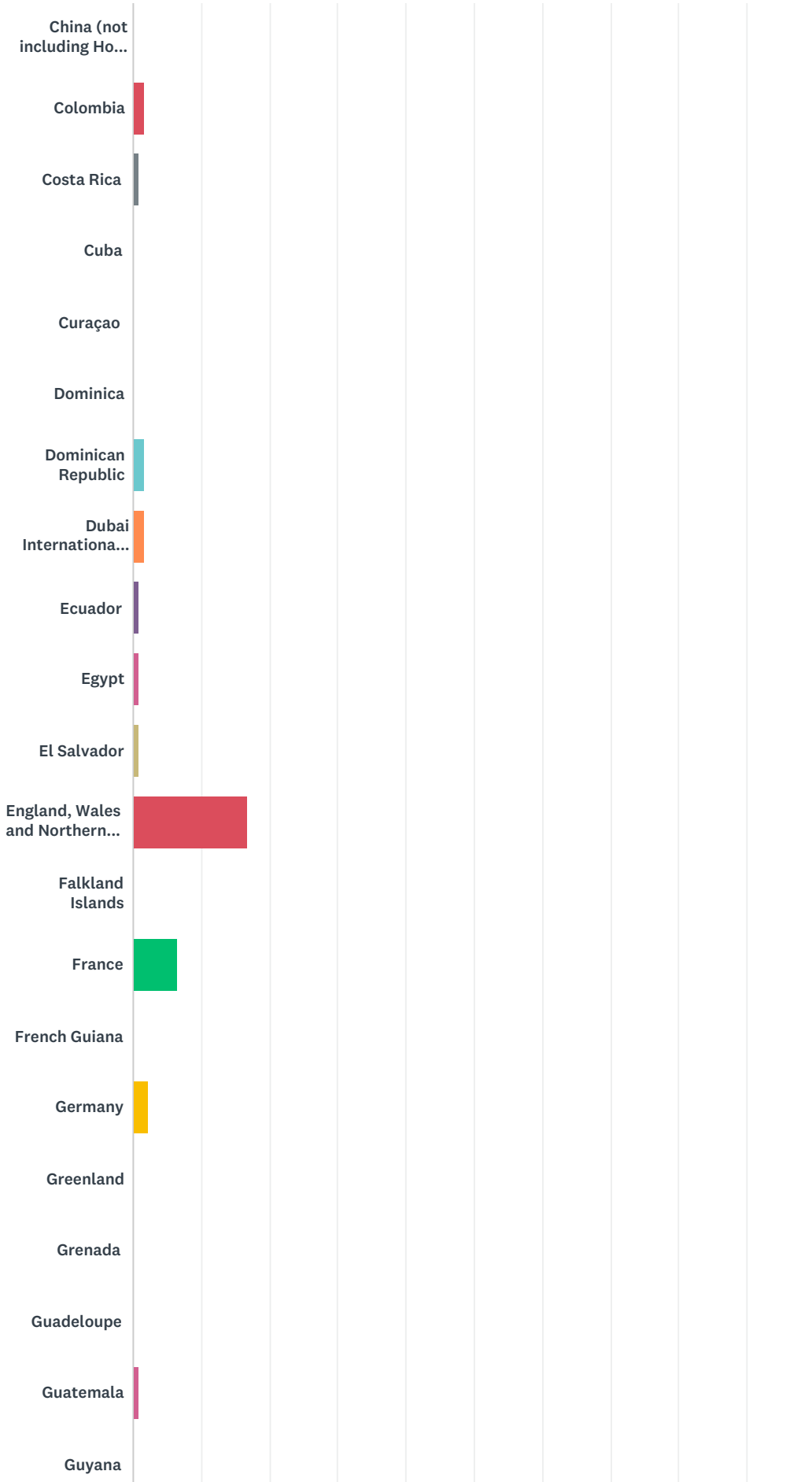
ANSWER CHOICES	RESPONSES	
0-25%	49.60%	62
26-50%	20.80%	26
51-75%	13.60%	17
76-100%	16.00%	20
TOTAL		125

Q76 Which of the following countries have been the seat of an arbitration in which you have served as arbitrator in the past 5 years? The list includes all Countries in the Americas, as well as certain major arbitration jurisdictions around the world. Select all that apply.

Answered: 125 Skipped: 87



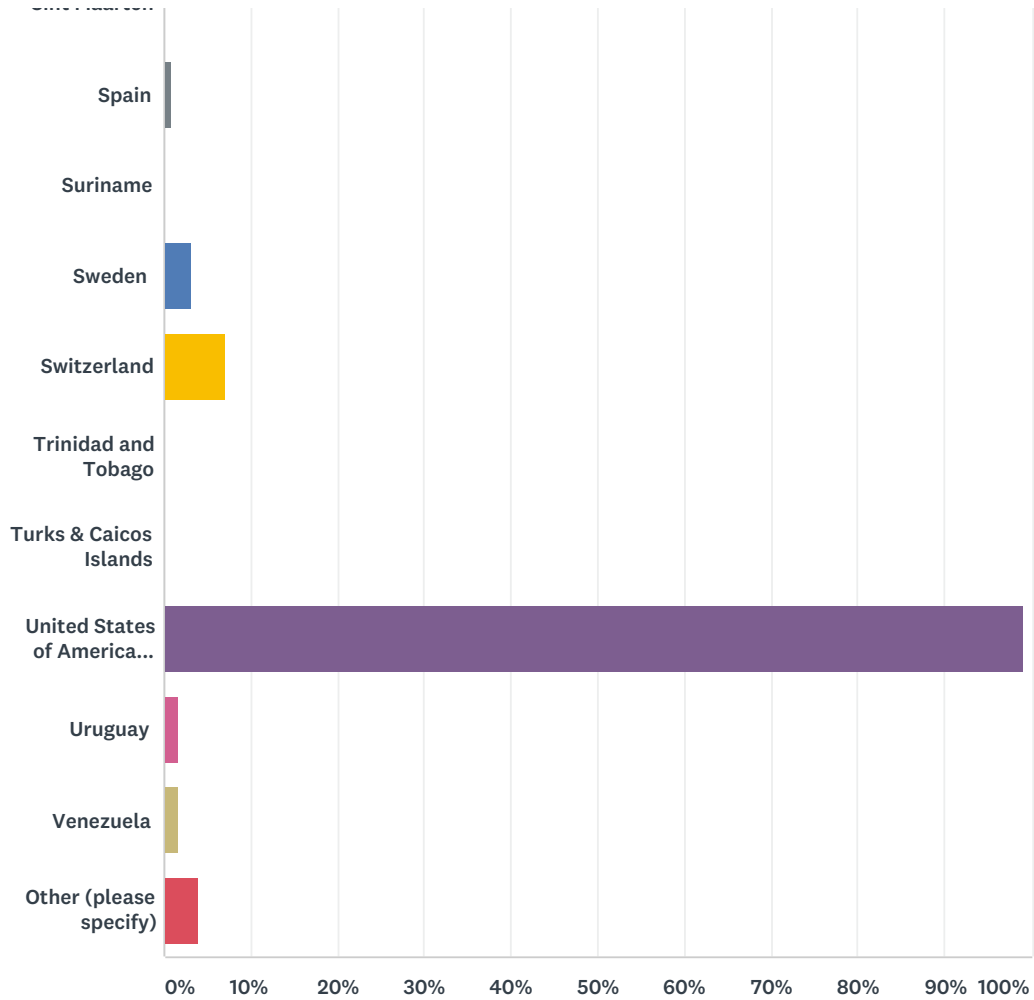
Survey on the Law and Practice of Arbitration in the Americas



Survey on the Law and Practice of Arbitration in the Americas



Survey on the Law and Practice of Arbitration in the Americas



ANSWER CHOICES	RESPONSES	
Anguilla	0.00%	0
Antigua and Barbuda	0.80%	1
Argentina	0.80%	1
Aruba	0.00%	0
Australia	3.20%	4
Austria	0.80%	1
Bahamas	3.20%	4
Barbados	0.00%	0
Belize	0.00%	0
Bermuda	1.60%	2
Bolivia	0.80%	1
Brazil	1.60%	2
British Virgin Islands	0.00%	0
Canada	9.60%	12

Survey on the Law and Practice of Arbitration in the Americas

Caribbean Netherlands (Bonaire, Sint Eustatius, Saba)	0.00%	0
Cayman Islands	0.00%	0
Chile	0.80%	1
China (not including Hong Kong)	0.00%	0
Colombia	1.60%	2
Costa Rica	0.80%	1
Cuba	0.00%	0
Curaçao	0.00%	0
Dominica	0.00%	0
Dominican Republic	1.60%	2
Dubai International Financial Centre	1.60%	2
Ecuador	0.80%	1
Egypt	0.80%	1
El Salvador	0.80%	1
England, Wales and Northern Ireland	16.80%	21
Falkland Islands	0.00%	0
France	6.40%	8
French Guiana	0.00%	0
Germany	2.40%	3
Greenland	0.00%	0
Grenada	0.00%	0
Guadeloupe	0.00%	0
Guatemala	0.80%	1
Guyana	0.00%	0
Haiti	0.00%	0
Honduras	0.80%	1
Hong Kong	4.00%	5
Jamaica	0.00%	0
Martinique	0.00%	0
Mexico	2.40%	3
Montserrat	0.00%	0
Netherlands	2.40%	3
Nicaragua	0.80%	1
Panama	1.60%	2
Paraguay	0.00%	0

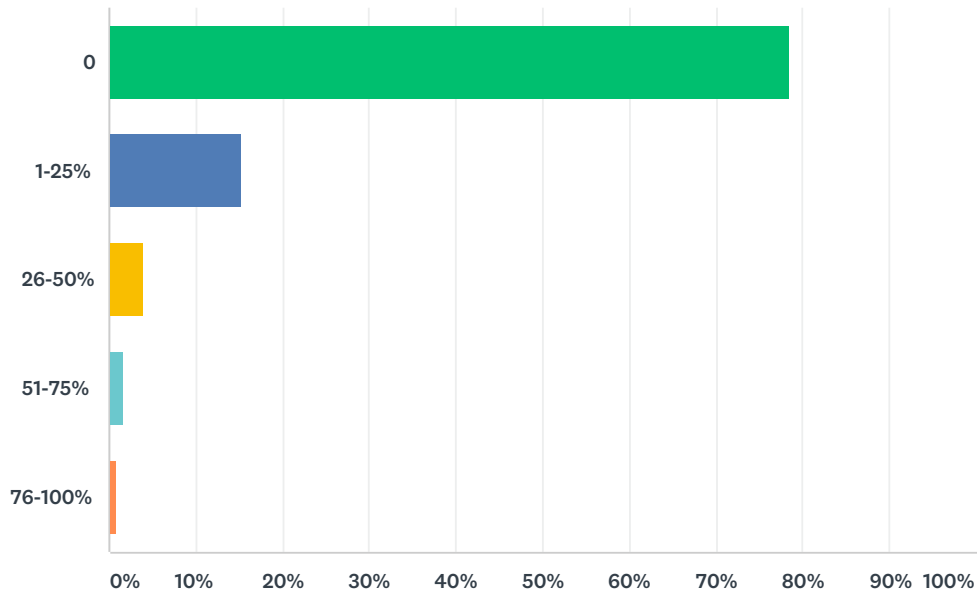
Survey on the Law and Practice of Arbitration in the Americas

Peru	0.80%	1
Portugal	0.80%	1
Saint Barthélemy	0.00%	0
Saint Kitts & Nevis	0.00%	0
Saint Lucia	0.00%	0
Saint Martin	0.00%	0
Saint Pierre and Miquelon	0.00%	0
Saint Vincent & the Grenadines	0.00%	0
Singapore	4.80%	6
Sint Maarten	0.00%	0
Spain	0.80%	1
Suriname	0.00%	0
Sweden	3.20%	4
Switzerland	7.20%	9
Trinidad and Tobago	0.00%	0
Turks & Caicos Islands	0.00%	0
United States of America (incl. Puerto Rico and the United States Virgin Islands)	99.20%	124
Uruguay	1.60%	2
Venezuela	1.60%	2
Other (please specify)	4.00%	5
Total Respondents: 125		

#	OTHER (PLEASE SPECIFY)	DATE
1	One ad hoc arbitration was seatless but nevertheless went to award (it's a long story)	8/4/2016 1:07 AM
2	Abu Dhabi, Seoul	7/31/2016 4:58 PM
3	Bulgaria	7/21/2016 6:46 PM
4	ICSID - World Bank	4/2/2016 11:41 PM
5	United Kingdom	4/1/2016 3:40 PM

Q77 What percentage of your appointments as arbitrator over the past 5 years have been seated in Countries other than the Country you have identified in this survey as your Country?

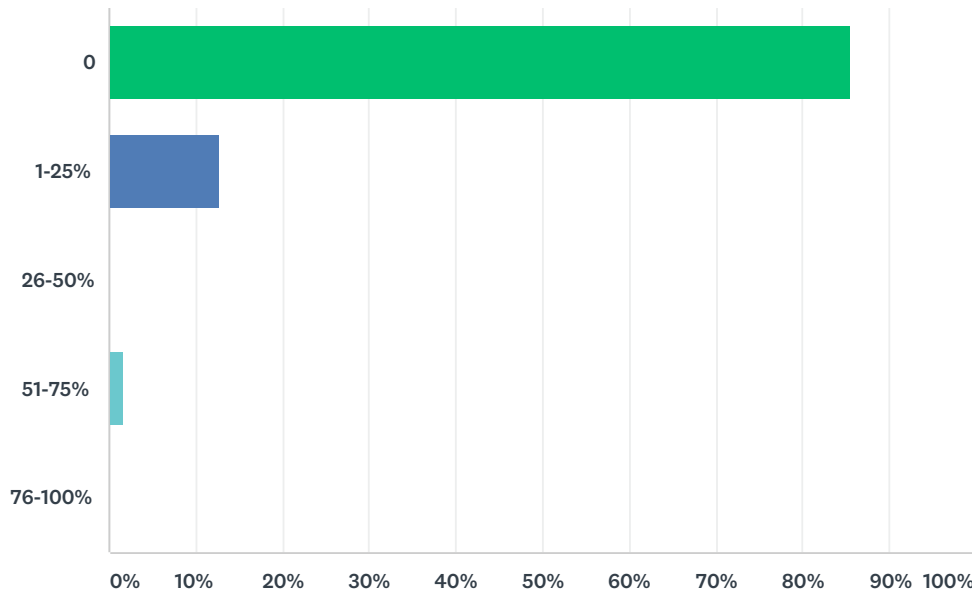
Answered: 125 Skipped: 87



ANSWER CHOICES	RESPONSES	
0	78.40%	98
1-25%	15.20%	19
26-50%	4.00%	5
51-75%	1.60%	2
76-100%	0.80%	1
TOTAL		125

Q78 In what percentage of arbitrations in which you have served as arbitrator over the past 5 years did you use more than one language to perform your duties? Note: Please include any substantive work done, including reading untranslated documents, hearing untranslated testimony, etc.

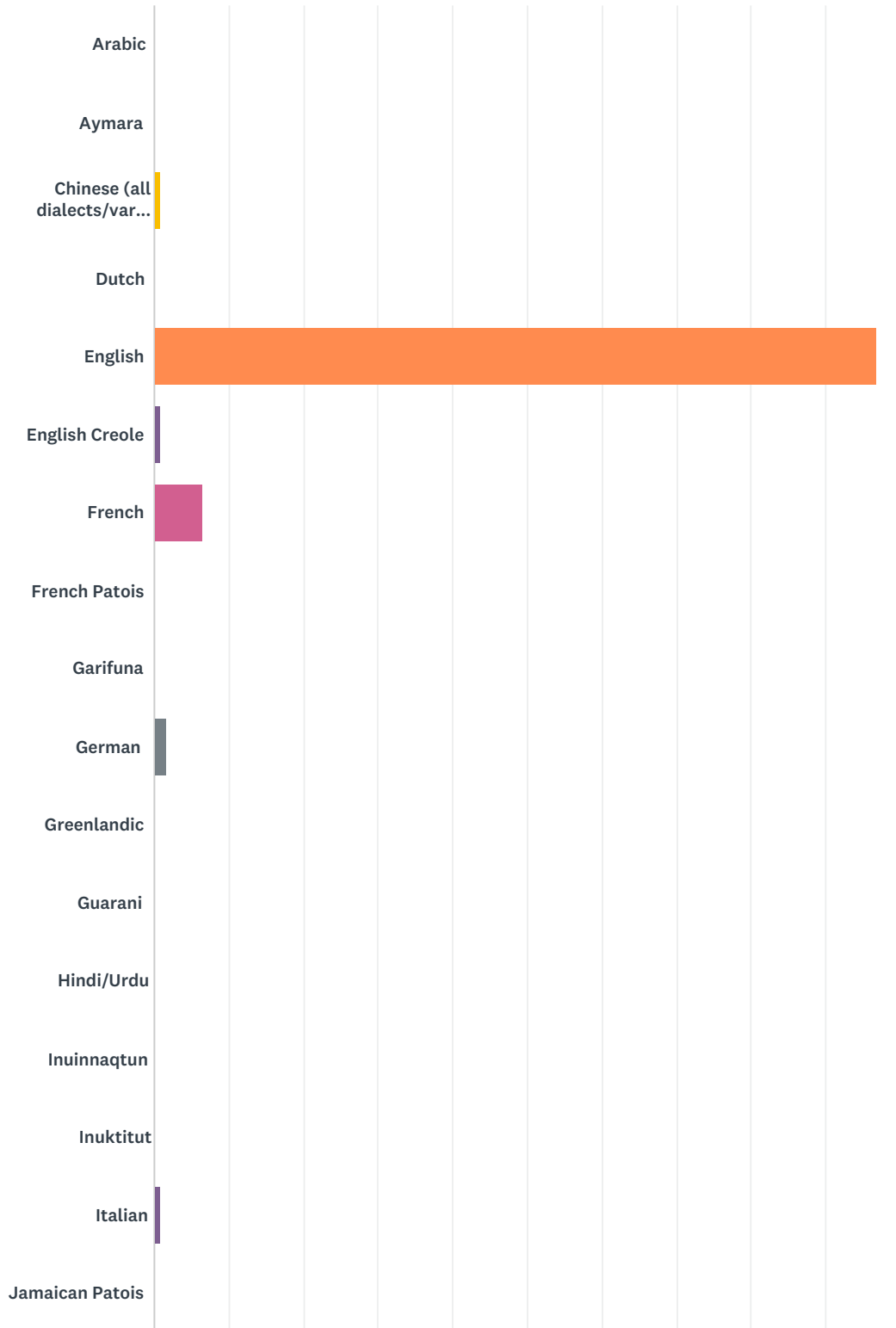
Answered: 125 Skipped: 87



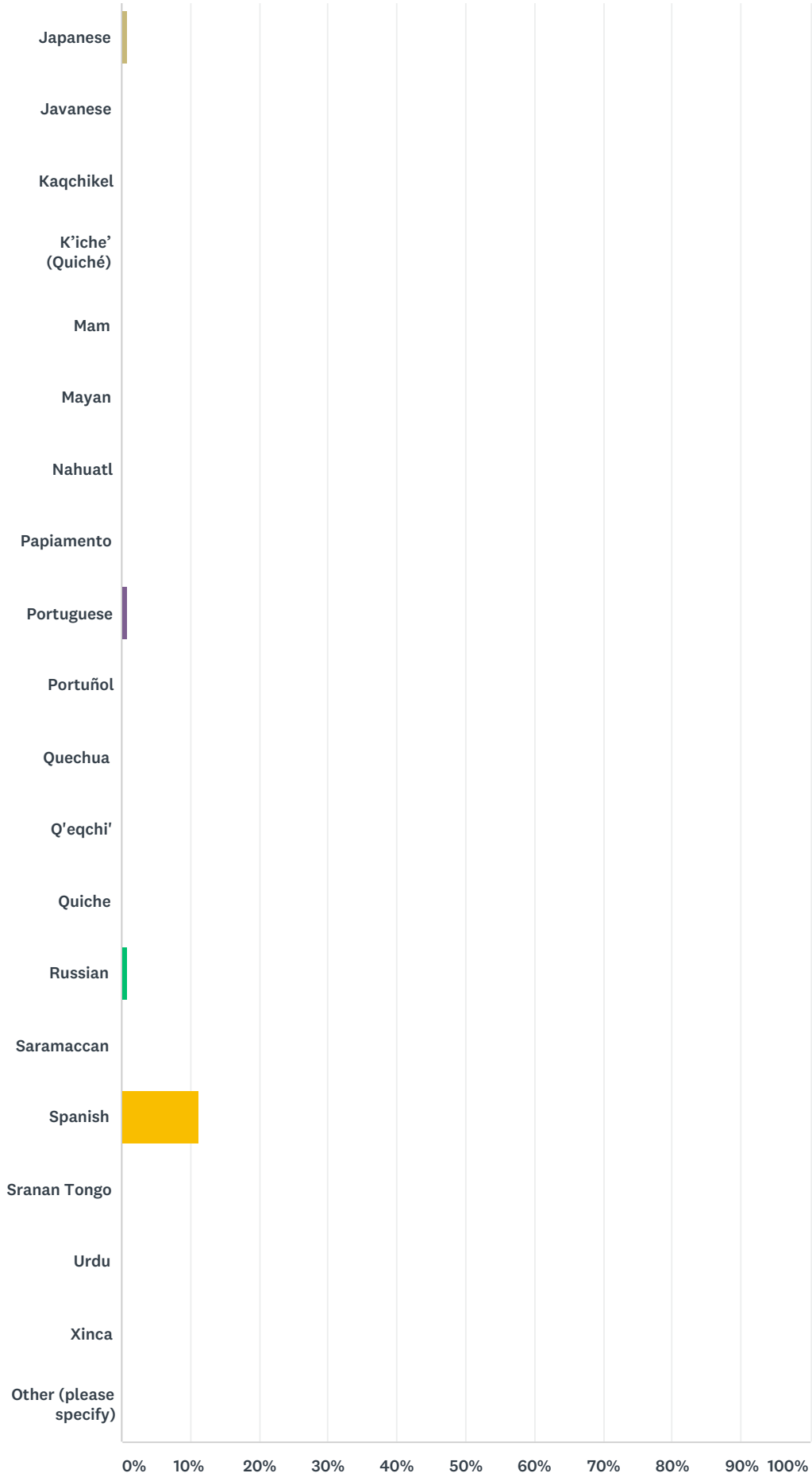
ANSWER CHOICES	RESPONSES	
0	85.60%	107
1-25%	12.80%	16
26-50%	0.00%	0
51-75%	1.60%	2
76-100%	0.00%	0
TOTAL		125

Q79 In which of the following languages have you worked as an arbitrator? Note: Please include any substantive work done, including reading untranslated documents, hearing untranslated testimony, etc., even if most of the arbitration was conducted in another language.

Answered: 125 Skipped: 87



Survey on the Law and Practice of Arbitration in the Americas



Survey on the Law and Practice of Arbitration in the Americas

ANSWER CHOICES	RESPONSES	
Arabic	0.00%	0
Aymara	0.00%	0
Chinese (all dialects/varieties)	0.80%	1
Dutch	0.00%	0
English	96.80%	121
English Creole	0.80%	1
French	6.40%	8
French Patois	0.00%	0
Garifuna	0.00%	0
German	1.60%	2
Greenlandic	0.00%	0
Guarani	0.00%	0
Hindi/Urdu	0.00%	0
Inuinnaqtun	0.00%	0
Inuktitut	0.00%	0
Italian	0.80%	1
Jamaican Patois	0.00%	0
Japanese	0.80%	1
Javanese	0.00%	0
Kaqchikel	0.00%	0
K'iche' (Quiché)	0.00%	0
Mam	0.00%	0
Mayan	0.00%	0
Nahuatl	0.00%	0
Papiamentu	0.00%	0
Portuguese	0.80%	1
Portuñol	0.00%	0
Quechua	0.00%	0
Q'eqchi'	0.00%	0
Quiche	0.00%	0
Russian	0.80%	1
Saramaccan	0.00%	0
Spanish	11.20%	14

Survey on the Law and Practice of Arbitration in the Americas

Sranan Tongo	0.00%	0
Urdu	0.00%	0
Xinca	0.00%	0
Other (please specify)	0.00%	0
Total Respondents: 125		

#	OTHER (PLEASE SPECIFY)	DATE
	There are no responses.	