


School *of* Psychology




MSc Psychological Research Methods
Research Degrees: PhD/MPhil



University of
Leicester

www.le.ac.uk/psychology/

POSTGRADUATE STUDIES


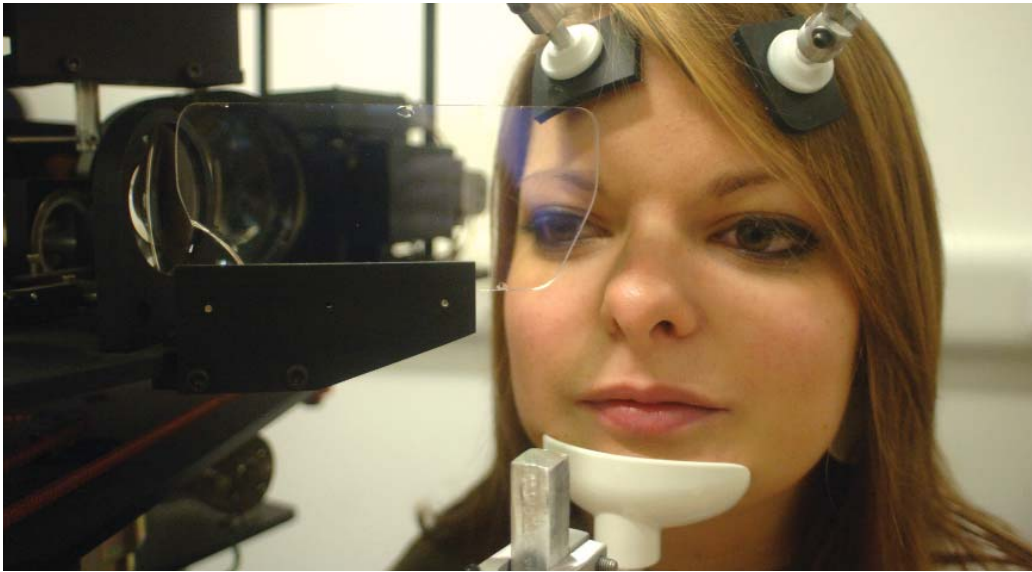


Contents

Why study at Leicester?	2
MSc in Psychological Research Methods	3
Research in the School	4
Research Degrees: PhD / MPhil	4
How to Apply	6
The School of Psychology	7
The University of Leicester	7
The City	7

Why study at Leicester?

- Our academic staff have an international reputation for their research across a variety of fields, including neuroscience, cognitive neuroscience, visual cognition, word recognition and reading, game theory, and aspects of applied psychology
- Our staff regularly publish their research in high-impact academic journals, including Behavioral and Brain Sciences, Psychological Science, Neuroscience, Journal of Cognitive Neuroscience, Cognition, Journal of Experimental Psychology: Human Perception and Performance, Journal of Experimental Psychology: Learning, Memory, and Cognition, Vision Research, and Proceedings of the National Academy of Sciences, allowing you to benefit from cutting-edge developments in the subject as they occur.
- Our research is supported by state-of-the-art facilities, including a range of research laboratories operating specialist computer software; an EEG laboratory, high-precision eye-tracking facilities (including DPI, Skalar, & Eyelink 1000 systems); behavioural neuroscience laboratories; and dedicated laboratories for research into memory, visual and auditory perception, and visual cognition.



MSc in Psychological Research Methods

About the programme

The MSc in Psychological Research Methods provides you with a practical understanding of psychological research methods and emphasises professional and career development skills.

Our course is recognised by the Economic and Social Research Council (ESRC) as providing postgraduate psychology research methods training to both full-time and part-time students, and the School is eligible for applications to the ESRC for funding to undertake 1+3 or +3 PhD research training.


The course is suitable if you are seeking advanced psychology research methods training prior to undertaking a PhD, or on a stand-alone basis prior to further psychology research, vocational training, or career advancement.

Course Structure

You will study six taught modules that provide training and experience in undertaking and presenting research, practical experience of a range of research methods, training in advanced statistical methods, and guidance in the development of professional skills. In addition to these taught modules, you will conduct an independent research project over the summer semester.

Entry Requirements

Applicants normally have a second class honours degree in Psychology or a cognate discipline, but applicants with other qualifications will also be considered. Where English is not the first language, applicants must have IELTS 6.5 or equivalent.



Research in the School

The School has a major focus on high-impact scientific research in experimental psychology, neuroscience, and aspects of applied psychology. Research within the School is organised in terms of three research groupings: Behavioural Neuroscience; Language, Perception, and Cognitive Processes; and Social and Applied Psychology.

Current research within Behavioural Neuroscience addresses questions regarding: perception and spatial and associative learning; handedness, cerebral asymmetry, and cognition; electrophysiology of visual cognition; neuro-degeneration and neuro-protection; cognitive neuroscience of written and spoken word recognition; and neurotransmitter function during learning and cognition.


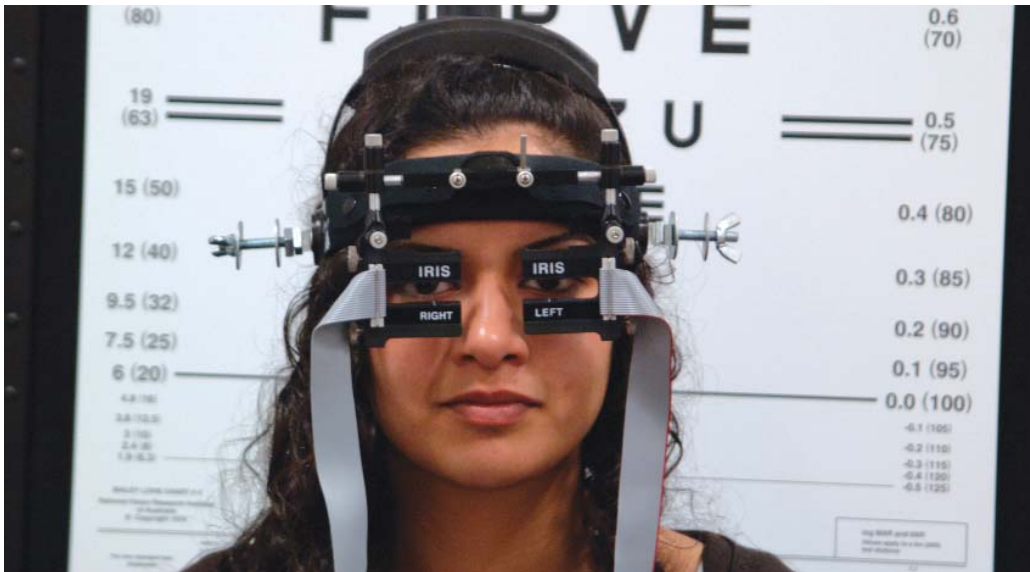
Research within the Language, Perception, and Cognitive Processes group is focused on: perception and visual cognition; eye movement control; reading and language comprehension; visual word recognition; reasoning, judgement, and decision-making; and short-term and long-term memory.

Within Social and Applied Psychology, research is focused on: memory and eye-witness testimony; memory, anaesthesia and consciousness; criminological psychology and offending behaviour; personality and individual differences in attitudes and behaviour; and clinical health psychology

Research Degrees: PhD / MPhil

About the programme

- Our PhD / MPhil programme offers the opportunity to gain training and experience in conducting high-quality empirical research in Psychology, in preparation for an academic career or a career in research.
- As a PhD student you will be an integral part of the academic life of the School, which aims to deliver high-quality supervision through experienced academics who are actively researching and publishing and have international reputations for the quality of their research.
- Students from all over the world have studied for a PhD within the School, and we value highly the contribution that international students make to our academic, social, and cultural life.
- The programme is recognised by the ESRC as providing 1+3 and +3 PhD research training.



Course Structure

To complete your PhD or MPhil, you must participate in research training, conduct original empirical research in accordance with ethical guidelines, successfully produce a written thesis of up to 50,000 words for the MPhil, of up to 80,000 words for the PhD, and pass a viva voce examination.

Supervision

As a research student, you will be allocated one or two supervisors whom you will meet regularly. Supervisors will help establish a structured approach to your studies and will help plan, define goals and set deadlines for research training and the eventual submission of your work. Progress is monitored by a Department Thesis Committee.

Full-time and part-time research students based in the UK receive regular one-to-one supervision by arrangement with their supervisor. Part-time students based overseas are required to make regular visits to the University during which time they receive face-to-face supervision.

Research Training

As a research student, you will be expected to participate in a range of research training depending on your prior experience. You also will participate in research activities within the School and University, by contributing to the School's research seminar series, presenting your research as part of the School's Annual Conference for Postgraduate Research in Psychology, and participating in the University's Festival for Postgraduate Research.

School Facilities for Research Students

The School provides office space for research students within a dedicated PhD research suite, including access to computing facilities. The School encourages and advises on involvement in the research community through attendance at conferences, and by publishing research.

Entry Requirements

To apply for a PhD or MPhil programme, you will normally have an upper second class degree or better in Psychology or a cognate discipline, or have successfully completed, or be about to complete a Masters' course in a relevant subject area, with an average mark of 60% or over in the course. Where English is not the first language, applicants must have IELTS 6.5 or equivalent.



How to Apply

Further information about postgraduate study at the University of Leicester, including information about fees, finance, and accommodation, and information on applying can be found in the University's Postgraduate Prospectus, which is available online from the Graduate Office website:

www.le.ac.uk/graduateoffice/pgprospectus/

Additional information is available from the International Office for international students seeking to study at the University of Leicester: www.le.ac.uk/international/

MSc Psychological Research Methods

You can apply for entry onto the MSc in Psychological Research Methods online:

www.le.ac.uk/graduateoffice/hdapplyonline.html

Or you can download an application form to apply by post:


www.le.ac.uk/graduateoffice/application_form.pdf

PhD/MPhil

You will need to confirm that the School can provide support for your specific area of research interest. You can do this by contacting us direct (see below) or by viewing our individual staff research interests at www.le.ac.uk/graduateoffice/pgprospectus/courses/research/psychology/summary.html

You can then apply online www.le.ac.uk/graduateoffice/hdapplyonline.html or download the application form to apply by post www.le.ac.uk/graduateoffice/application_form.pdf

If you require additional information about postgraduate study in the School of Psychology please email the School at psychology@le.ac.uk



The School of Psychology

The School of Psychology was established in 1960, and is one of three Schools within the Faculty of Medicine and Biological Sciences. The School is located principally within the University's new £20 million Henry Wellcome Biomedical Sciences Building and in the adjacent Maurice Shock Medical Sciences Building, with Clinical, Forensic, and Occupational Psychology located a short distance away. The School has strong links with researchers in Medical and Biological Sciences, Leicester Royal Infirmary, Leicester General Hospital, and the MRC Toxicology Unit.

The University of Leicester

Leicester is amongst the top 20 UK universities (Times Good University Guide 2007) and we are hailed as being in a 'league of our own' for taught postgraduate courses.

The University of Leicester is a major research institution recently placed amongst the UK's top 20 research-intensive universities based on research income.

The University has been short-listed for the award of Higher Education Institution of the Year by the Times Higher Education Supplement for two consecutive years.

The University has been ranked joint top for two consecutive years for the quality of teaching and overall satisfaction amongst students of mainstream English universities.

The City

Leicester is a culturally rich, vibrant and cosmopolitan city in the centre of England.

Leicester's modern shopping centre has all the major stores as well as numerous independent shops and boutiques, while the excellent traditional outdoor market occupies the same site it has held for the past 700 years.

Leicester's nightlife offers something for everyone with a wide variety of bars, cafes, restaurants and theatres, all located in or around the city centre and campus.

Leicester is Britain's first Environment City and boasts an impressive number of public parks and gardens many of which host various carnivals, music festivals and celebrations throughout the year.



Contact Details

Psychology Postgraduate Admissions

Tel: 0116 229 7198 Email: psychology@le.ac.uk

Website: www.le.ac.uk/psychology

All information in this brochure was correct at the time of going to press. However, changes and developments are part of the life of the University, and alterations may occur to the programmes and services described in this brochure.



University of Leicester

University of Leicester · Leicester
LE1 7RH · United Kingdom