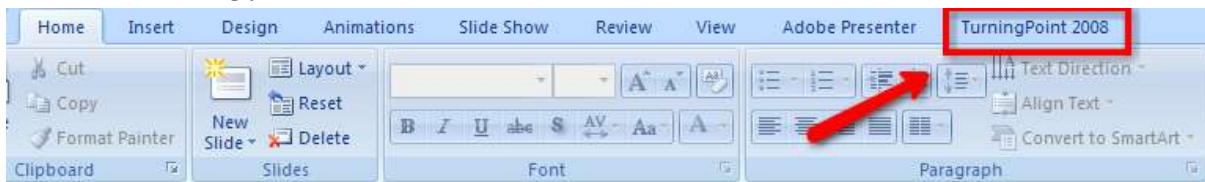
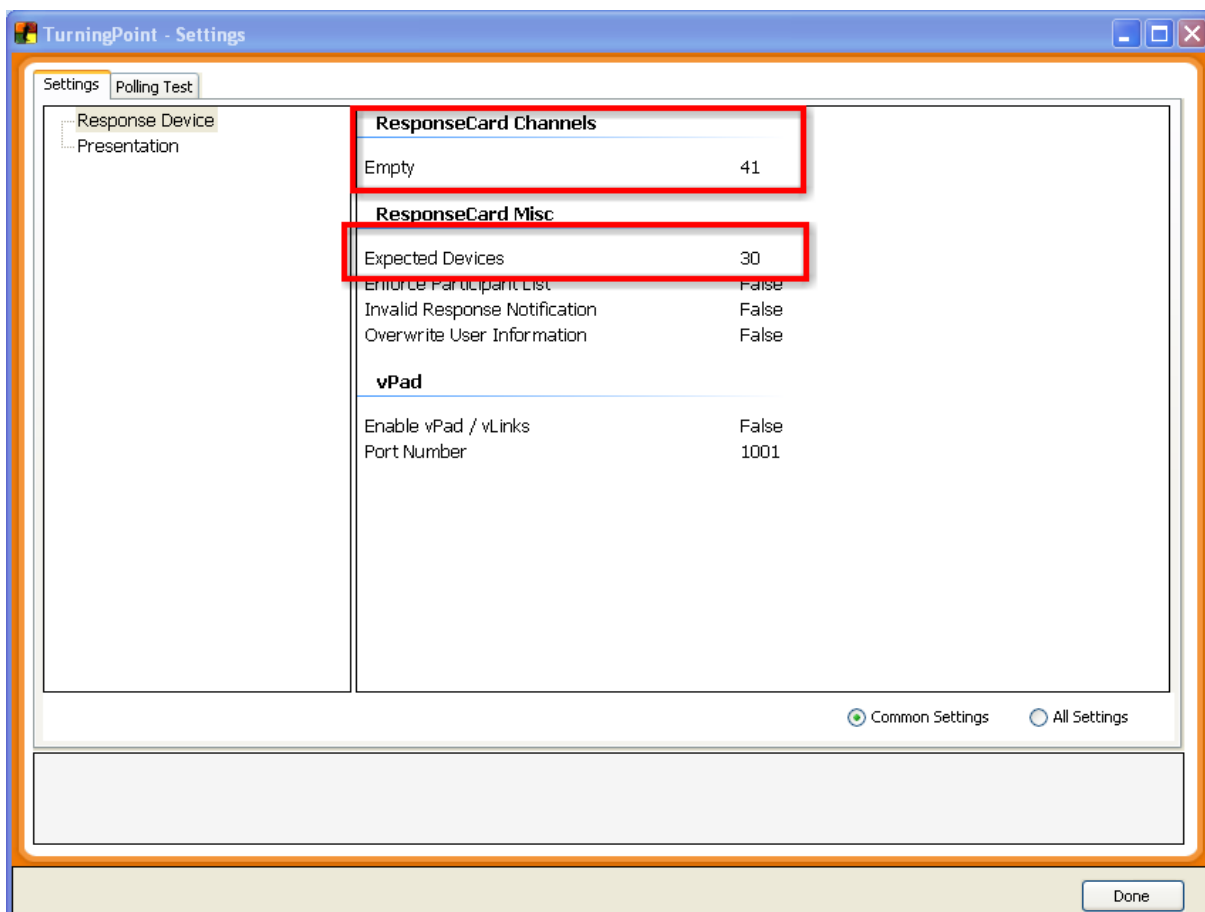


## Using PowerPoint for a presentation (Turning Point 2008 and Office 2007, PC)

1. Plug the voting receiver into the USB port. If using a PC in a cupboard, **please use the adapter lead** so that the receiver does not get damaged if you close the door.
2. Log into CFS on the presenting machine – use your own login (NOT avsguest)
3. Open up turning point FIRST
4. Open your slides from within PowerPoint, once it has start. If you do not start turning point first, the turning point toolbar will not be installed in PowerPoint.
5. Click on the 'turning point' ribbon



6. Check the settings (tools>settings) the channel needs to be set at 41, the number of expected devices should be the maximum number you expect to have voting.

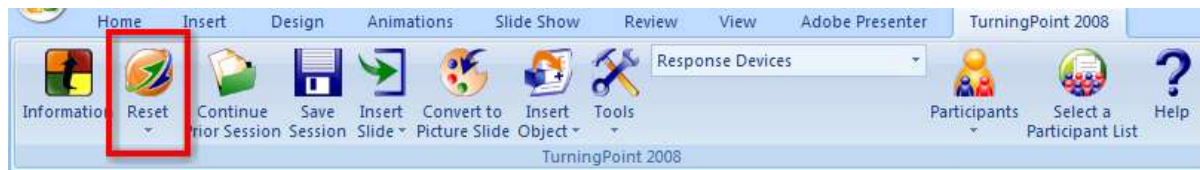


7. Ensure that the drop down box is set to response devices



## Using PowerPoint for a presentation (Turning Point 2008 and Office 2007, PC)

### 8. Reset the slides – reset 'all slides'



### 9. Off you go!